

QUAKE™

PRICING CATALOG VERSION 23.2



LIGHT UP THE DARKNESS





OUR STORY...

Since 2013, Quake LED has been leading the LED lighting industry with the latest in Off-road, Agriculture, Fleet, Towing and work lighting technology at **straight from the factory prices**.

With our revolutionary LED lighting designs, Quake LED is changing the way you see fast approaching nighttime terrain. Our LED light bars offer four types of lighting patterns; **Super Spot, Spot, Flood, or Combo** style beam patterns, giving you unlimited options of lighting that can fit your needs.

Our LED work lights come in a variety of shapes and sizes, giving you **powerful light** in just about any space your vehicle has available. We offer a complete line of lighting solutions for pre-runners, trucks, rock crawlers, UTVs, side by sides, buggies, ATVs, MX, street bikes, sand-rails, snowmobiles, tractors, combines, tow trucks, fleet vehicles, semi trucks, and other vehicle applications where you need to turn the darkness into daylight.

WE ARE NOT JUST AN OFF-ROAD COMPANY...

Quake LED does not sell or manufacture Cake Stands, Smart Balance Hoverboards, or even HID lighting like some of our competitors. Quake LED is **owned and operated** by people who off-road. We design, manufacture, test and personally use our products almost every weekend, in the toughest conditions, on our own personal off-road vehicles. We know what our customers want and have the real world experience and engineering background to meet your needs.

Our **innovative thinking** combined with customer feedback and our off-road experience allows us to be on the cutting edge of off-road, agriculture, and work light technology, continuing to lead the way in product design and functionality that only Quake LED can provide.

No matter the application, all Quake LED products are specifically developed for **superior projection**. Quake LED is, hands down, the brightest option. With amazing optical technology on your side, Quake LED offers the best choice for your application.

LIGHT UP THE DARKNESS



“ Price + light output + quality + an **American** company = You can't go wrong with Quake LED ”

— Art —

“ So happy to finally find a LED light manufacturer who can be **consistent** and provide us with high quality LED lights & the parts we need **on time** for our production ”

— Trevor Adams —

“ How the heck did we take 9 months to develop our **JL Headlights**, **JL Fog Lights** and still beat EVERYONE to market? ”

— J3 —

(Product Developer)

“ Quake LED has all of the **Lights** we need like one stop shopping and their staff has been very **supportive** to us with technical questions and warranty or exchanges ”

— Emily Van Dyck —

“ I like **Quake** because every one of my customers can afford to outfit their ride with **high quality** lights without going broke ”

— Rick Thomson —

“ **Quake LED** really cares! It's great how they help rednecks go green ”

— BJ Tabbs —

(Redneck)

WWW.QUAKELED.COM



MANUFACTURER

PRODUCT QUALITY IS PRIORITY #1 AT QUAKE LED!

We would be just as bummed as you if any product failed in its line of duty. We are just as dependent on our LED lights as you are. Thus we are proud to design, test and assemble in our very own, family operated German TÜV approved facility. German TÜV quality in many circumstances exceeds ISO factory standards. The TÜV corporation certifies production for many of the best products in this world. On top of this unusually high standard, our facility is audited every 2 months to ensure our product and facility are of the same quality as any top manufacturer! Try saying that about those mass-produced, el cheapo light bars on the internet. You get what you pay for.

Every part that comes thru our factory doors is checked multiple times to ensure the product functions as intended. Printed Circuit Boards (often called PCB) are the heart of a LED product. Before any PCB is assembled into a lightbar, it is checked. After the reflectors are screwed in, the PCB is turned on. Every Light is aged 12 hours, before the optic glass is placed. Every light is tested to ensure no water or dust can penetrate and destroy product integrity. Our lighting integrates advanced thermal management with short circuit and open circuit protection and advanced innovative features that no other manufacturer is producing. Quake LED's history, experience and creativity brings you a brand that stands out among the competitors with support and warranty to back it up.

Our Lights are guaranteed to outlast a Zombie Apocalypse and we back all of our products with a 1-Year Limited Warranty.

LOOKING FOR CUSTOM MANUFACTURING?

Quake LED provides custom manufacturing and design solutions to many clients throughout the world. We can manufacture built-to-order parts, custom products and offer a wide variety of options to solve your problem. We can support low or high volumes and short-lead times.

Quake LED is a full-service manufacturer of LED Headlights, Tail Lights, Fender & Bumper DRLs, Lightbars, Work Lights, Whip Lights, Wire Harnesses, Metal Brackets, Controllers, Switches, Portable Lights, Clothing and more. We offer a diverse product line and can custom manufacture our entire product lines to match your needs. Contact us to speak to a manufacturing expert about your project.

ASK US ABOUT OUR CUSTOM MANUFACTURING!





TABLE OF CONTENTS

12	LIGHT BARS, LIGHT BRIDGE
30	WORK LIGHTS / PODS, SIDE MARKERS
40	TAIL LIGHTS / METAL TEK
43	CLASSIC TECH, HEADLIGHTS, FOG LIGHTS, INTERIOR LIGHT BAR
51	TRAIL SIGHT DELETE DRL, FENDER CHOP DRLS, FENDER DRLS
54	SWITCHES, WIRE HARNESS
58	QUAD-LOCK PRO, INTERLOCK CONTROLLERS
60	RGB & HD CONTROLLERS, EXTENSION, SPLITTER WIRES
63	STRIP LIGHTING, ROCK LIGHTS, ACCENT KITS
65	WHIP LIGHTS, CB/AM/FM LED ANTENNAS
69	JEEP LIGHT MOUNTS
73	UNIVERSAL, ATV LIGHT MOUNTS
75	GM, DODGE, NISSAN, TOYOTA LIGHT MOUNTS
76	FORD LIGHT MOUNTS
78	PORTABLE LIGHTING, LIGHT BAR COVERS
79	QUAKE APPAREL & MERCH

LOOK FOR THESE LOGOS TO QUICKLY FIND

NEW PRODUCTS!



UPDATED PRODUCTS!



**QUAD-LOCK PRO
COMPATIBLE PRODUCTS!**



**INTERLOCK
COMPATIBLE PRODUCTS!**



**TXS TURN SIGNAL LIGHTING
TECHNOLOGY PRODUCTS!**



Go To Page 58 To Learn More About TXS

**RGB ACCENT
LIGHTING PRODUCTS!**




**DIRECT FIT INTO
ROAD ARMOR BUMPERS!**



MSRP = MANUFACTURER'S SUGGESTED RETAIL PRICING



NEW TOP 12 PRODUCTS



MONOLITH SLIM ACCENT LIGHT BAR



QUAD-LOCK PRO CONTROLLER



CLASSIC TECH & JEEP HEADLIGHTS



WORK LIGHTS WITH RGB ACCENTING



SUPERNOVA STROBE LIGHT BAR



BRONCO TRAIL SIGHT DELETE DRL



UNIVERSAL 8LED CONTROLLER



JEEP AND FORD TAILLIGHTS



9WATT RGBW ROCK LIGHTS



JEEP & FORD LED MOUNT BRACKETS




JEEP JL / JT CHOP DRL



WHIP LIGHTS, CB/AM/FM ANTENNAS

Available at



VISIT OUR GOOD FRIENDS
AT FREAKSHOWBUILDS.COM



OR SCAN THIS

QUAKE LED
ENGLEWOOD, CO USA
720-305-8979
orders@quakeled.com
COPYRIGHTQUAKE LED 2015 - 2023



LUMENS AND WATTS

Understanding Lumen count is pretty easy. Lumens are the most accurate way to measure the amount of visible light produced from any lighting device.

The higher the Lumen rating, the brighter the light beam will be. Lumens = Brightness.

Total Wattage is the amount of energy required to produce a projected light from a lighting device. Diode Wattage is the amount of energy required to light one diode. For example, if you have 100 Diodes in your light bar and each Diode is 3 Watts, then your total Wattage is 300 Watts. Some LED Diodes are designed for higher power output than others. Quake LED uses 3 Watt, 4 Watt, 5 Watt and 10 Watt CREE or EPISTAR Diodes in our LED lights. When comparing one LED product to another, be sure to check Diode Wattage, Total Wattage and the amount of Lumens it produces. This will give you a general idea of how it will perform.

BEAM PATTERNS

Light emitted from an LED bulb requires a Reflector in order to project the light from its source into a certain beam pattern. Quake LED offers the following patterns: SPOT, SUPER SPOT, FLOOD, and COMBO. The difference between these patterns is the reflector design. The angle of the reflector directly affects the distance of the light projection and the width of the beam pattern. Smaller Angle = Long Distance/Narrow Beam. Bigger Angle = Short Distance/Wide Beam. Choose a beam which best suits your needs.

- SUPER SPOT -

Super Spot reflectors contour the beam pattern at a 8-degree angle so the light is projected farther than a regular Spot and offers our most narrow beam pattern. With a Super Spot, you will see furthest possible.

- SPOT -

Spot reflectors contour the beam pattern at a 10-degree angle so the light is projected farther but offers a narrow beam pattern. A Spot is designed to throw light farther ahead of you.

- FLOOD -

Flood reflectors contour the beam pattern at a 40-degree angle so the light is reflected at a wider beam pattern but does not project as far. With a Flood you can see far out on both sides of your vehicle.

- COMBO -

Combination (combo) light bars are also available in which the light bar is designed to use SPOT reflectors in the center and FLOOD reflectors on outside. The driver can now see both straight ahead and on both sides of your vehicle.

Super
Spot
Beam



Spot
Beam



Flood
Beam



Combo
Beam





LED COOLING

All Quake LED lights are rated to perform in temperatures ranging from -40° to +140°F.

Excessive heat and LED diodes are not best friends! Heat is one of the quickest ways to burn out your LED lights. Quake LED combats this situation by utilizing oversized heat sink areas to maximize cooling. Quake PCBs use heat reduction paint to encourage heat to transfer to the heat sinks rather than to the diodes. Other factories use thinner coverings which allows heat to conduct on the diode side. Quake LED uses DOW Corning heat reduction thermal paste to further reduce PCB temperatures. No CHEAP thermal paste here! Higher wattage models utilize military style breather valves or breather gaskets that release internal hot air out while preventing water from entering. These and other heat reducing innovations result in worry free lighting.

COLOR TEMPERATURE

Color Temperature is the color of light projected. It is measured in degrees of Kelvin (K) on a scale from 1,000K to 10,000K. The typical range is from 2000K to 6500K. Quake LED uses the industry standard of 6000K in all of our LED Lights. 6000K emits a pure white light. Drivers perceive it as a clean, brighter light.

2000-3000K

3100-4500K

4600-6500K

ILLUMINATING BEYOND TOMORROW

Many LED brands that mostly sell on those ginormous websites have one objective in mind: Profit. They lower production process standards, use lower quality PCB components, use lower adhesion epoxies, lower the amount of testing hours or skip testing altogether. Not to mention they are now ALL using FAKE CREE, Osram, Nichia and Samsung diodes that are nowhere near the advertised wattage values or quality. Many marketing sites such as Amazon and EBAY do not verify any seller's specs and photos allowing other manufacturers to only be accountable for 3-month life expectancy as the buyer cannot leave negative feedback or get any type of warranty. Below are a few points that separate Quake LED from other brands.

- Innovative ideas such as controlling RGB Accent, multiple ways in each product
- Testing, recording and archiving 100% of every A/B epoxy batch, every 15pcs
- Optic lenses are injected with high quality UV inhibitors to reduce yellowing effect
- Quake LED uses Korean and Japanese made PCB solder curing ovens
- Higher quality, UL-approved wires. (Many of our competitor's wires do not pass UL)
- Every product is aged and tested multiple times during all production phases
- Quake LED only uses high quality Stainless Steel mounting hardware
- Diecast parts are thoroughly cleaned and acid dipped before powder coating process
- All plastic and aluminum components are injected with new, raw material
- All wires are twisted and solder tinned, instead of unsightly bare and untwisted wires
- All finished Quake LED PCBs are inspected by a Computer Aided Optic Inspection
- All Quake LED lights are manufactured in our own TÜV certified factory

Visit Quakeled.com for more info on this



WHY IS QUAKE LED BETTER THAN OTHERS?

DESIGN, QUALITY, EXPERIENCE and VALUE is why! Today, consumers are bombarded with many LED Light Bar, Work Lights, Headlights, Tail Lights and Fender DRL options. It's important to know the difference. Find out why!

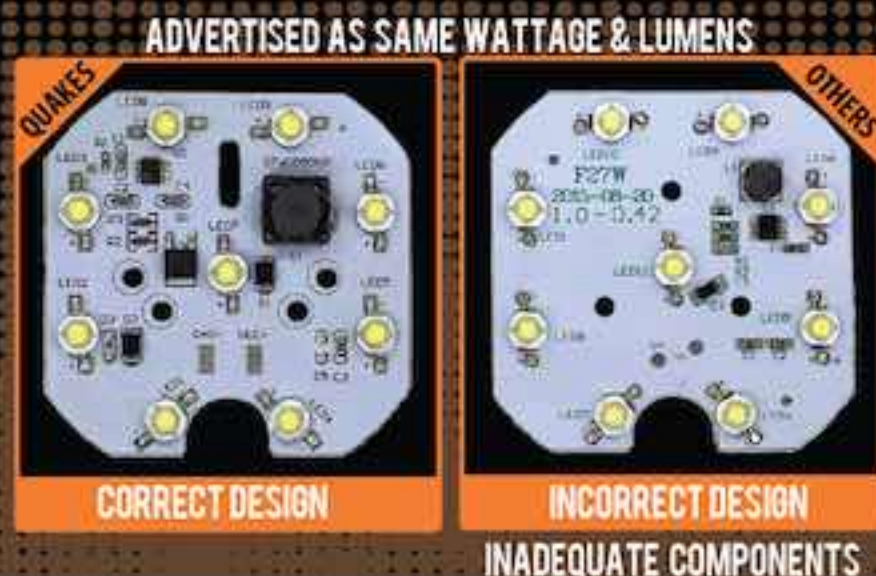
DESIGN: Our Quake LED R&D division takes on challenges headfirst and thrives on constantly developing and creating new products! Whether they are racing to develop a new product, huffing gas fumes or problem-solving how to add a never seen before feature. Rest assured that the Quake R&D team is always looking for ways to incorporate new technology and create that top-notch product. This dedication has resulted in many 1st to market products and insane multi-function lighting features while other brands typically only feature on/off beams. Stand out from others at car shows or Jeep/Bronco meets with Quake LED!

QUALITY: In today's world of Online markets, suppliers and quick international shipping. It's difficult to see how inferior those mass-produced products differ from our high standard of quality, design, and workmanship. Many LED lights look the same from the outside but look inside and it's a whole different story! Reduced Heat-Sink material thickness, thinner Optic Lens, very thin PCBs, under-wattage LED diodes and easy-to-break mounting brackets are just the tip of the iceberg! We hear from people every day who have purchased LED Lights on Amazon/eBay that their purchased product wasn't what it was supposed to be.

EXPERIENCE: Quake LED understands that materials used, component specs and build quality are only one aspect of user experience. Installing the product can be a huge and costly challenge! We design our factory replacement lights to achieve fast and simple installations. The use of factory vehicle-specific connectors and wire harnesses provides that plug-and-play simplicity. Other brands reduce cost by leaving wires bare or without connectors and let the installer figure it out. RGB accenting can also be quite complicated. We make it simple by standardizing all RGB products with the same Tool-Free Waterproof connectors, Y-Splitters, Wire Extensions, and RGB controllers.

VALUE: The above points add a lot of value to a product. The installation will be as fast and simple as possible. The product will be diverse and include many features other brands don't have. All of our RGB products are designed to be plug-and-play compatible and you can always add on more RGB lights down the road. Quake products will be created and available before other brands. We have a dedicated staff of technicians that are merely a phone call away if you run into a situation where installation help is needed. Try calling a Asian supplier at 3 am (their time) and see if they answer a call. Good luck! Quake LED products are Competitively Priced with Great Value!

If you're still reading this. Check out the following comparison photos and see if you can tell the difference. **DON'T be FOOLED.**



DO YOU KNOW WHAT YOU'RE BUYING WITHOUT TAKING A CLOSER LOOK?

ADVERTISED AS SAME POD HOUSING



DOUBLE SIDEWALL SINGLE SIDEWALL

SINGLE SIDEWALLS RESULT IN WATER LEAKAGE

ADVERTISED AS THE SAME HEADLIGHT



MANY HEAT SINKS LESS HEAT SINKS

OTHER BRANDS CUT COST BY REDUCING THE AMOUNT OF HEAT SINKS & THICKNESS

ADVERTISED AS THE SAME POD COVER



9.0MM SIDEWALL 1.57MM SIDEWALL

THIN OPTIC LENS COVER SIDEWALLS ARE EASY TO DAMAGE & CAUSE WATER LEAKAGE

ADVERTISED AS THE SAME LIGHT BAR



3.5MM THICK 2.0MM THICK

VASTLY DIFFERENT ALUMINUM EXTRUSION THICKNESS

POWER WIRE AND GROMMET ASSEMBLY



STRONG WEAK

WIRE IS SECURE WATERPROOF WIRE WILL PULL OUT NOT WATERPROOF

MOUNTING BRACKET THICKNESS



2.5MM THICK 1.10MM THICK

THIN BRACKETS ARE EASY TO BREAK OFF-ROAD DUE TO VIBRATION

CHROME PLATING FINISHING QUALITY



MIRROR CHROME DULL SILVER PLATING

OTHER BRANDS CHROME PLATING IS ROUGH & NOT A SHINY FINISH

ADVERTISED AS THE SAME LIGHT BAR



THICK HEAT SINKS THIN HEAT SINKS

LESS FINS & THINNER HEAT SINKS CANNOT PROVIDE ADEQUATE THERMAL PROTECTION

JEEP TURN SIGNAL MOUNTING TABS



CORRECT POSITION INCORRECT POSITION

INCORRECT TAB ANGLES WON'T MOUNT INTO JEEP

JEEP SIDE MARKER CONNECTOR



SAME AS JEEP NOT SAME AS JEEP

INCORRECT CONNECTORS DO NOT MATCH JEEPS

TURN SIGNAL LENS SHOULD MATCH BODY



MATCHES JEEP STICKS OUT


OTHER BRANDS DON'T MATCH JEEP BODY








TAIL LIGHTS MISSING COMPONENTS



HAS RADAR WIRE NO RADAR WIRE

OTHER BRANDS DON'T INCLUDE RADAR WIRES



MODEL NUMBER	PRODUCT IMAGE	SPECIFICATIONS	WATT	SIZE	DIMENSIONS LxHxD (INCHES)	LUMENS	PRICING MSRP
QUB143		<p>Beam: 4.5" and 7.5" Spot, All Others Combo Beam LEDs: 3 Watt CREE Color Temp: 6,000K Operating Temp: -40°F~140°F Waterproof Rating: IP67 Housing Material: Extruded Aluminum Mounting Bracket: Side & Bottom Mounting Bracket: Diecast & Steel Operating Voltage: 10-30V DC Lens: Polycarbonate Est. Lifetime: 50,000 Hours</p>	9W	4.5"	See Spec Sheet For More Detailed Dimensions Housing: 4.4 x 2 x 1.57	720	\$54.98
QUB030			18W	7.5"	Housing: 7.56 x 2 x 1.57	1,440	\$98.98
QUB113			36W	14"	Housing: 13.94 x 2 x 1.57	2,880	\$175.98
QUB081			54W	20"	Housing: 20.28 x 2 x 1.57	4,320	\$230.98
QUB194			81W	32"	Housing: 29.9 x 2 x 1.57	6,480	\$329.98
QUB196			108W	40"	Housing: 39.45 x 2 x 1.57	9,360	\$461.98
QUB192			144W	52"	Housing: 52.2 x 2 x 1.57	11,520	\$615.98







MOUNTING OPTIONS



MODEL NUMBER	PRODUCT IMAGE	SPECIFICATIONS	WATT	SIZE	DIMENSIONS L.H.D (INCHES)	LUMENS	PRICING MSRP
QUM684	Universal Winch Hole Light Bar	Mount Into Stock Fairlead Winch Hole Heavy Duty Stainless Steel Same light specs as QUM5541	30W	9"	See Spec Sheet For More Detailed Dimensions Plate & Housing: 8.11 x 4.0 x 3.19	2,520	\$125.98
QUM5541		<p>Beam: Super Spot (Spot and Flood) LEDs: 5 Watt CREE Color Temp: 6,000K Operating Temp: -40°F~140°F Waterproof Rating: IP67 Housing Material: Extruded Aluminum Mounting Bracket: Side Only Bracket Material: Stainless Steel Mounting Hardware: Stainless Steel Operating Voltage: 10-30V DC Lens: Polycarbonate Est. Lifetime: 50,000 Hours</p>	30W	9"	7.57 x 1.83 x 3.19	2,520	\$109.98
QUM5540			50W	13"	11.56 x 1.83 x 3.19	4,200	\$175.98
QUM5539			100W	23"	21.56 x 1.83 x 3.19	8,400	\$285.98
QUM5538			150W	33"	31.56 x 1.83 x 3.19	12,600	\$439.98
QUM5537			200W	43"	41.49 x 1.83 x 3.19	16,800	\$549.98
QUM5536			250W	53"	51.38 x 1.83 x 3.19	21,000	\$659.98
QUMA590			100W	21.25"	21.25 x 1.83 x 3.19	8,400	\$329.98
QUMA476			150W	31.50"	31.38 x 1.83 x 3.19	12,600	\$439.98
QUMA475			200W	41.50"	41.25 x 1.83 x 3.19	16,800	\$549.98
QUMA589			250W	51.25"	51.15 x 1.83 x 3.19	21,000	\$659.98
QUMA474			260W	53.25"	53.13 x 1.83 x 3.19	21,840	\$701.78

MOUNTING OPTIONS



MODEL NUMBER	PRODUCT IMAGE	SPECIFICATIONS	WATT	SIZE	DIMENSIONS LxHxD (INCHES)	LUMENS	PRICING MSRP
QUM1282	 NEW	Beam: Super Spot (Spot and Flood) LEDs: 5 Watt CREE Color Temp: 6,000K Operating Temp: -40°F ~ 140°F Waterproof Rating: IP67 Housing Material: Extruded Aluminum Mounting Bracket: Side Only Bracket Material: Stainless Steel Mounting Hardware: Stainless Steel Lightbar Operating Voltage: 10-30VDC RGB Operating Voltage: 12VDC Lens: Polycarbonate Est. Lifetime: 50,000 Hours	100W	23"	See Spec Sheet For More Detailed Dimensions 21.56 x 1.83 x 3.19	8,400	\$373.98
QUM1283	 NEW	Includes: Lightbar, RGB Controller, Heavy Duty Wire Harness, Relays, Rocker Switch and Remote Control	150W	33"	31.56 x 1.83 x 3.19	12,600	\$483.98
QUM1284	 NEW	INCLUDES 	200W	43"	41.49 x 1.83 x 3.19	16,800	\$593.98
QUM1285	 NEW	MOUNTING OPTIONS 	250W	53"	51.38 x 1.83 x 3.19	21,000	\$769.98

DUAL FUNCTION LIGHTBAR!



HIGH POWERED WHITE
FORWARD PROJECTION BEAM













SHOW VEHICLE
RGB ACCENT LIGHTING

FEATURES & COMPATIBILITY





15 STATIC RGB ACCENT COLOR OPTIONS!



MODEL NUMBER	PRODUCT IMAGE	SPECIFICATIONS	WATT	SIZE	DIMENSIONS LxHxD (INCHES)	LUMENS	PRICING MSRP
QUR121		<p>Beam: Spot LEDs: 10 Watt CREE Color Temp: 6,000K Operating Temp: -40°F~140°F Waterproof Rating: IP68 Housing Material: Extruded Aluminum Mounting Bracket: Side & Bottom Bracket Material: Steel & Diecast Mounting Hardware: Stainless Steel Operating Voltage: 10-30V DC Lens: Polycarbonate Est. Lifetime: 50,000 Hours</p> <p>MOUNTING OPTIONS</p> 	20W	5"	See Spec Sheet For More Detailed Dimensions Housing: 6.20 x 2.80 x 3.93	1,700	\$94.58
QUR122			40W	9"	Housing: 9.70 x 2.80 x 3.93	3,400	\$145.18
QUR123			80W	15"	Housing: 16.76 x 2.80 x 3.93	6,800	\$248.58
QUR124			120W	23"	Housing: 23.82 x 2.80 x 3.93	10,200	\$395.98
QUR087			160W	30"	Housing: 30.97 x 2.80 x 3.93	13,600	\$505.98
QUR012			200W	37"	Housing: 38.10 x 2.80 x 3.93	17,000	\$615.98
QUR088			240W	44"	Housing: 45.23 x 2.80 x 3.93	20,400	\$747.98
QUR056			260W	48"	Housing: 48.80 x 2.80 x 3.93	22,100	\$769.98



MODEL NUMBER	PRODUCT IMAGE	SPECIFICATIONS	WATT	SIZE	DIMENSIONS LxHxD (INCHES)	LUMENS	PRICING MSRP
QUH029		<p>Beam: Combo 3 Wire Functionality, Independent Control Over Each Beam Type LEDs: 3 Watt CREE on Both Sides, 10 Watt CREE in Center Color Temp: 6,000K Operating Temp: -40°F~140°F Waterproof Rating: IP67 Housing Material: Extruded Aluminum Mounting Bracket: Side and Bottom Bracket Material: Diecast & Steel Mounting Hardware: Stainless Steel Operating Voltage: 10-30V DC Lens: Polycarbonate Est. Lifetime: 50,000 Hours Integrated Wire Harness is included</p> <div> <p>MOUNTING OPTIONS</p>  <p>LIGHT BAR SIDE MOUNT</p>  <p>LIGHT BAR BOTTOM MOUNT</p> <p>DUAL</p> </div>	56W	11"	See Spec Sheet For More Detailed Dimensions Housing: 10.4 x 3.0 x 3.0	4,480	\$177.08
QUH118			116W	20"	Housing: 19.5 x 3.0 x 3.0	9,280	\$379.48
QUH010			192W	32"	Housing: 31.87 x 3.0 x 3.0	15,360	\$614.88
QUH013			248W	41"	Housing: 41.0 x 3.0 x 3.0	19,840	\$784.28
QUH011			284W	47"	Housing: 47.24 x 3.0 x 3.0	22,700	\$846.98


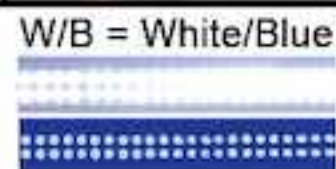





LED LIGHT BARS

MODEL NUMBER	BEAM COLOR	PRODUCT IMAGE	SPECIFICATIONS	WATT	SIZE	DIMENSIONS LxHxD (INCHES)	LUMENS (WHITE)	PRICING MSRP
QUSN481	W/A	 <div>UPDATED</div>	<p>Bright White lights are controlled via Rocker Switch. Strobe + Flash Effects are controlled via KEY FOB.</p> <p>Remote Range: 60 Feet Beam: Combo LEDs: 3 Watt Epistar Color Temp: 6,000K Operating Temp: -40°F~140°F Waterproof Rating: IP67 Housing Material: Extruded Aluminum Mounting Bracket: Side Only Bracket Material: Diecast Aluminum Mounting Hardware: Stainless Steel Light Bar Operating Voltage: 12-24 VDC Harness Operating Voltage: 12VDC Lens: Polycarbonate Est. Lifetime: 50,000 Hours Includes: LED Lightbar, Wire Harness, KEY FOB & Rocker Switch</p> <div><div>MOUNTING OPTIONS</div><div><div>LIGHT BAR SIDE MOUNT SINGLE</div></div></div>	120W	22"	See Spec Sheet For More Detailed Dimensions Housing: 22.61 x 3.25 x 3.75	9,000	\$437.78
QUSN1015	W/R							
QUSN1016	W/B							
QUSN480	W/A	 <div>UPDATED</div>		180W	32"	Housing: 32.85 x 3.25 x 3.75	13,500	\$613.78
QUSN1017	W/R							
QUSN1018	W/B							
QUSN479	W/A	 <div>UPDATED</div>		240W	42"	Housing: 42.89 x 3.25 x 3.75	18,000	\$833.78
QUSN1019	W/R							
QUSN1020	W/B							
QUSN478	W/A	 <div>UPDATED</div>		300W	53"	Housing: 53.12 x 3.25 x 3.75	22,500	\$987.78
QUSN1021	W/R							
QUSN1022	W/B							
QUSN600		<div>SUPER NOVA STROBE REPLACEMENT KEY-FOB REMOTE</div>  <div>UPDATED</div>	 <div>LIGHT BAR SIDE MOUNT SINGLE</div>			<div>WARNING: IF YOU LOSE YOUR REMOTE CONTROL, YOUR SUPER NOVA AMBER STROBE WILL LOSE ALL STROBE/FLASHING CAPABILITIES! YOU WILL BE ABLE TO CONTINUE OPERATING THE "ALL WHITE BEAM" VIA THE ROCKER SWITCH.</div>	\$43.98	

Split Colors:
W/A = White/Amber
W/R = White/Red
W/B = White/Blue



CHOOSE











OR



OR



MODEL NUMBER	COLOR	PRODUCT IMAGE	SPECIFICATIONS	WATT	SIZE	DIMENSIONS LxHxD (INCHES)	LUMENS	PRICING MSRP	
QUDR007	Red	 <div>UPDATED</div>	<p>Beam: Combo Beam Color: White/Red or White/Amber or White/Green LEDs: 3 Watt Epistar Color Temp: 6,000K Reflector Color: Chrome Operating Temp: - 40°F~140°F Updated: Waterproof Rating: IP68 Housing Material: Extruded Aluminum Mounting Brackets: Side & Bottom Bracket Material: Diecast Aluminum Mounting Hardware: Stainless Steel Operating Voltage: 10-30V DC Lens: Polycarbonate Est. Lifetime: 50,000 Hours</p> <p>Includes: Wire Harness, Relays & Rocker Switch</p> <div><div>MOUNTING OPTIONS</div><div><div>LIGHT BAR SIDE MOUNT</div></div><div><div>LIGHT BAR BOTTOM MOUNT</div></div><div>DUAL</div></div>	36W	8"	See Spec Sheet For More Detailed Dimensions Housing: 7.80 x 3.23 x 3.43	2,700	\$105.58	
QUDA014	Amber			 <div>UPDATED</div>	72W	14"	Housing: 13.78 x 3.23 x 3.43	5,400	\$195.78
QUDG393	Green				 <div>UPDATED</div>	120W	22"	Housing: 21.85 x 3.23 x 3.43	9,000
QUDR009	Red	 <div>UPDATED</div>				180W	32"	Housing: 31.89 x 3.23 x 3.43	13,500
QUDA018	Amber			 <div>UPDATED</div>		240W	42"	Housing: 41.92 x 3.23 x 3.43	18,000
QUDG396	Green				 <div>UPDATED</div>	300W	52"	Housing: 51.85 x 3.23 x 3.43	22,500
QUDR006	Red								
QUDA019	Amber								
QUDG398	Green								
QUDR023	Red								
QUDA016	Amber								
QUDG394	Green								
QUDR008	Red								
QUDA021	Amber								
QUDG397	Green								
QUDR025	Red								
QUDA027	Amber								
QUDG395	Green								
















VISIT QUAKELED.COM TO LEARN MORE ABOUT OUR LED LIGHT FAMILY



















ULTRA BLACKOUT SERIES ULTRA ARC BLACKOUT SERIES










ULTRA BLACKOUT SERIES

ULTRA ARC BLACKOUT








SERIES	MODEL NUMBER	PRODUCT IMAGE	SPECIFICATIONS	WATT	SIZE	DIMENSIONS LxHxD (INCHES)	LUMENS	PRICING MSRP
ULTRA BLACKOUT SERIES	QUU578	 NEW	 Ultra Blackout Beam: Combo New 3D Reflector Design LEDs: 3 Watt CREE Color Temp: 6,000K Operating Temp: -40°F~140°F Waterproof Rating: IP67 Housing: Extruded Aluminum Mounting Bracket: Side Only Bracket: Diecast Aluminum Mounting Hardware: Stainless Steel Operating Voltage: 10-30V DC Lens: Polycarbonate Est. Lifetime: 50,000 Hours 150 Deg. Adjustable Side Bracket	36W	8"	See Spec Sheet For More Detailed Dimensions 8.06 x 3.23 x 3.56	3,060	\$109.98
	QUU577	 NEW		72W	14"	14.00 x 3.23 x 3.56	6,120	\$197.98
	QUU576	 NEW		120W	22"	22.11 x 3.23 x 3.56	10,200	\$329.98
	QUU575	 NEW		180W	32"	32.00 x 3.23 x 3.56	15,300	\$439.98
	QUU569	 NEW		240W	42"	42.29 x 3.23 x 3.56	20,400	\$549.98
	QUU566	 NEW		300W	52"	52.00 x 3.23 x 3.56	25,500	\$659.98
ULTRA ARC BLACKOUT	QUCA625	 NEW	 Ultra Blackout Beam: Spot New 3D Reflector Design Same Specs as Ultra Blackout	120W	22"	22.08 x 3.23 x 3.56	10,200	\$395.98
	QUCA626	 NEW		180W	32"	32.08 x 3.23 x 3.56	15,300	\$505.98
	QUCA627	 NEW		240W	42"	42.00 x 3.23 x 3.56	20,400	\$725.98
	QUCA628	 NEW		288W	50"	49.80 x 3.23 x 3.56	24,480	\$835.98
	QUCA629	 NEW		312W	54"	53.90 x 3.23 x 3.56	26,520	\$879.98



SERIES	MODEL NUMBER	PRODUCT IMAGE	SPECIFICATIONS	WATT	SIZE	DIMENSIONS LxHxD (INCHES)	LUMENS	PRICING MSRP
ULTRA ACCENT SERIES	QUU528		    <p>New 4D Reflector Design LEDs: 3 Watt CREE Color Temp: 6,000K Ultra Accent Beam: Combo Ultra Arc Accent Beam: Spot Lens: Polycarbonate Waterproof Rating: IP67 Housing: Extruded Aluminum Mounting Bracket: Side Only Bracket: Diecast Aluminum Mounting Hardware: Stainless Steel Operating Temp: -40° F ~ 140° Lightbar Operating Voltage: 12VDC RGB Operating Voltage: 12VDC Est. lifetime: 50,000 Hours Straight and Arc Lightbars Include: RGB Controller, Relays, Wire Harness, Rocker Switch and Remote Control</p> 	36W	8"	See Spec Sheet For More Detailed Dimensions 8.06 x 3.23 x 3.56	3,060	\$175.98
	QUU527			72W	14"	14.00 x 3.23 x 3.56	6,120	\$241.98
	QUU526			120W	22"	22.11 x 3.23 x 3.56	10,200	\$373.98
	QUU525			180W	32"	32.00 x 3.23 x 3.56	15,300	\$483.98
	QUU524			240W	42"	42.29 x 3.23 x 3.56	20,400	\$593.98
	QUU523			300W	52"	52.00 x 3.23 x 3.56	25,500	\$769.98
ULTRA ARC ACCENT	QUUA473		 <p>MOUNTING OPTIONS</p> 	120W	22"	22.08 x 3.23 x 3.56	10,200	\$439.98
	QUUA472			180W	32"	32.08 x 3.23 x 3.56	15,300	\$549.98
	QUUA470			240W	42"	42.00 x 3.23 x 3.56	20,400	\$725.98
	QUUA469			288W	50"	49.80 x 3.23 x 3.56	24,480	\$879.98
	QUUA467			312W	54"	53.90 x 3.23 x 3.56	26,520	\$989.98

MODEL NUMBER	PRODUCT IMAGE	SPECIFICATIONS	WATT	SIZE	DIMENSIONS LxHxD (INCHES)	LUMENS	PRICING MSRP
QUT157		<p>Beam: 4" and 7" Spot, All Others Combo Beam LEDs: 3 Watt CREE Color Temp: 6,000K Operating Temp: -40°F~140°F Waterproof Rating: IP67 Housing Material: Extruded Aluminum Mounting Bracket: Side and Bottom Bracket Material: Steel & Diecast Mounting Hardware: Stainless Steel Operating Voltage: 10-30V DC Lens: Polycarbonate Est. Lifetime: 50,000 Hours</p> <div>   </div> <p>MOUNTING OPTIONS</p> <p>LIGHT BAR BOTTOM MOUNT</p> <p>LIGHT BAR SIDE MOUNT</p> <p>DUAL</p>	18W	4.5"	See Spec Sheet For More Detailed Dimensions Housing: 4.25 x 2.95 x 2.83	1,440	\$104.98
QUT191			36W	8"	Housing: 7.28 x 2.95 x 2.83	2,880	\$120.98
QUT243			72W	13.5"	Housing: 13.43 x 2.95 x 2.83	5,760	\$208.98
QUT054			126W	23"	Housing: 22.76 x 2.95 x 2.83	10,080	\$296.98
QUT053			180W	32"	Housing: 31.89 x 2.95 x 2.83	14,400	\$395.98
QUT052			234W	42"	Housing: 41.06 x 2.95 x 2.83	18,700	\$519.98
QUT051			288W	50"	Housing: 50.39 x 2.95 x 2.83	23,000	\$593.98



MODEL NUMBER	PRODUCT IMAGE	SPECIFICATIONS	WATT	SIZE	DIMENSIONS LxHxD (INCHES)	LUMENS	PRICING MSRP
QUD028		<p>Beam: 4" and 6.5" Spot, All Others Combo LEDs: 3 Watt CREE Color Temp: 6,000K Operating Temp: -40°F~140°F Waterproof Rating: IP67 Housing Material: Extruded Aluminum Mounting Bracket: Bottom Only Bracket Material: Stainless Steel Mounting Hardware: Stainless Steel Operating Voltage: 10-30V DC Lens: Polycarbonate Est. Lifetime: 50,000 Hours</p>	18W	4"	See Spec Sheet For More Detailed Dimensions Housing: 3.81 x 3.10 x 2.5	1,530	\$65.98
QUD015			36W	6.5"	Housing: 6.43 x 3.10 x 2.5	3,060	\$131.98
QUD020			72W	12"	Housing: 11.68 x 3.10 x 2.5	6,120	\$188.08
QUD017			126W	20"	Housing: 19.68 x 3.10 x 2.5	10,710	\$351.98
QUD080			180W	28"	Housing: 27.86 x 3.10 x 2.5	15,300	\$483.98
QUD022			234W	36"	Housing: 35.88 x 3.10 x 2.5	19,890	\$571.98
QUD004			288W	44"	Housing: 43.70 x 3.10 x 2.5	24,488	\$659.98

MOUNTING OPTIONS



**LIGHTBAR
BOTTOM
MOUNT**

SINGLE



Can't find the perfect LED Light Bar design? Want to customize your own light bar with different wattage PODS? Want to light the sides of the trails more? Look no further than our new Light Bridge Series! Pick and choose from Quake LED's extensive line of Light Bars, Work Lights or PODS to design and build that lighting combination you have always wanted. Now you can mount fourteen 3" cubes on a 52" Light Bridge. Add the side perches and you can install two more cubes! Sixteen cubes on a 52" light bar—insane, right? And that's just the beginning. If you choose our RGB Accent PODS and connect them to our Quad-Lock Pro, now your Light Bridge has added turn signals, courtesy lights & more! The combinations are endless and totally in your control. We told you it was insane! Look for the Light Bridge icon on the right to ensure it will mount. Go to QUAKELED.com to learn more about Light Bridge today.
















22" Light Bridge without Side Perches















22" Light Bridge with Side Perches



MODEL NUMBER	MODEL NAME	PRODUCT IMAGE		SPECIFICATIONS	COMPATIBLE LED LIGHTS	DIMENSIONS LxHxD (INCHES)	PRICING MSRP
QLB1012	Light Bridge Mounting Bracket		QLB1013 (Tall Bracket) 	Use to mount Light Bridge Bent Stainless Steel Includes Mounting Hardware Waterproof Black Powder Coat Finish	X	QLB1012: 1.0 x 1.5 x 1.0	\$21.98
QLB1013						QLB1013: 1.35 x 3.12 x 1.25	
QLB980	Light Bridge Side Perch	 		Use Side Perches on each end of the Light Bridge to mount and rotate a POD to create a wider beam of light	#QQU987, QSE1003/4, QSE531/530	2.35 x 1.75 x 3.25	\$21.98 Set of 2
QLB981	22" Light Bridge			Reinforced Welded Steel Lots of Mounting Slots and Holes Stainless Steel Hardware Fir Tree Cable Ties Front Dam Design to Hide Wires Waterproof Black Powder Coat Finish Includes QLB1012 Brackets, Cable Ties and Hardware	QQU988, QSE1003, QSE1004, QSE531, QSE530, QFR795	22.25 x 1.75 x 3.25	\$65.98
QLB982	32" Light Bridge					33.25 x 1.75 x 3.25	\$76.98
QLB983	42" Light Bridge					42.25 x 1.75 x 3.25	\$87.98
QLB984	52" Light Bridge					51.25 x 1.75 x 3.25	\$98.98
QLB985	5 POD Power Wire Harness			Deutsch DTP06-25 DT Connectors 12 Feet Long, 18AWG Red/Black Wires Off-Road durable wire construction Max 10AMPS @12VDC		Connect up to 5 RGB PODS	\$36.28
QLB1005	10 POD Power Wire Harness					Connect up to 10 RGB PODS	\$54.98
QLB986	5 POD RGB Wire Harness			Easily connect your RGB PODS or RGB Light Bar with this wire harness. IP68 Waterproof Wire Connectors Off-Road durable wire construction 12 Feet Long, 22AWG RGB Wires		Connect up to 5 RGB PODS	\$27.48
QLB1006	10 POD RGB Wire Harness					Connect up to 10 RGB PODS	\$43.98

LIGHT BRIDGE & MONSTER POD COMPLETE KITS

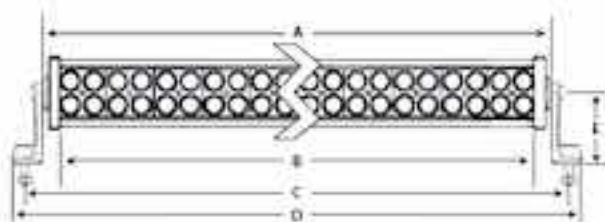
MODEL NUMBER	KIT NAME	PRODUCT IMAGE	INCLUDES & COMPATIBILITY	KIT INCLUDES	PRICING MSRP
QLB1007	22" Light Bridge with 3" 20W PODS		 <p>QW887 (x1)</p> <p>QW891 (x2)</p> <p>QLB986 (x2)</p> <p>QLB985 (x2)</p>	Light Bridge (x1), Mounting Brackets (1pr), 3" 20W - PODS (x6), 5POD Power Wires (x2), 5POD RGB Wires (x2), RGB Extension Wires (x2), RGB Splitter (x1)	\$659.98 Kit
QLB1008	32" Light Bridge with 3" 20W PODS			Light Bridge (x1), Mounting Brackets (1pr), 3" 20W - PODS (x8), 5POD Power Wires (x2), 5POD RGB Wires (x2), RGB Extension Wires (x2), RGB Splitter (x1)	\$879.98 Kit
QLB1009	42" Light Bridge with 3" 20W PODS			Light Bridge (x1), Mounting Brackets (1pr), 3" 20W - PODS (x10), 5POD Power Wires (x2), 5POD RGB Wires (x2), RGB Extension Wires (x2), RGB Splitter (x1)	\$989.98 Kit
QLB1010	52" Light Bridge with 3" 20W PODS			Light Bridge (x1), Mounting Brackets (1pr), 3" 20W - PODS (x14), 10POD Power Wires (x2), 10POD RGB Wires (x2), RGB Extension Wires (x2), RGB Y-Splitter (x1)	\$1429.98 Kit
QLB1011	22" Light Bridge with 4" 30W PODS		 <p>QLB1012 (x1pr)</p> <p>FEATURES & COMPATIBILITY</p> <p> </p>	Light Bridge (x1), Mounting Brackets (1pr), 4" 30W - PODS (x4), 5POD Power Wires (x2), 5POD RGB Wires (x2), RGB Extension Wires (x2), RGB Y-Splitter (x1)	\$659.98 Kit
QLB1029	32" Light Bridge with 4" 30W PODS			Light Bridge (x1), Mounting Brackets (1pr), 4" 30W - PODS (x6), 5POD Power Wires (x2), 5POD RGB Wires (x2), RGB Extension Wires (x2), RGB Splitter (x1)	\$879.98 Kit
QLB1032	42" Light Bridge with 4" 30W PODS			Light Bridge (x1), Mounting Brackets (1pr), 4" 30W - PODS (x8), 5POD Power Wires (x2), 5POD RGB Wires (x2), RGB Extension Wires (x2), RGB Splitter (x1)	\$989.98 Kit
QLB1014	52" Light Bridge with 4" 30W PODS			Light Bridge (x1), Mounting Brackets (1pr), 4" 30W - PODS (x10), 5POD Power Wires (x2), 5POD RGB Wires (x2), RGB Extension Wires (x2), RGB Y-Splitter (x1)	\$1429.98 Kit

LED LIGHT BARS

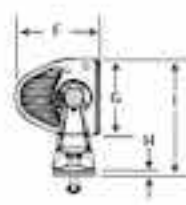
FORD BRONCO MONSTER POD COMPLETE KIT

QBF1333	2021+ Ford Bronco 42" Monster Pod Brow Bracket Kit	 <p>6 POD Power (x1)</p> <p>3POD RGB (x2)</p> <p>QW891 (x2)</p> <p>QW887 (x1)</p>  <p>Waterproof DT & RGB Connectors</p>	<p>Mount SIX - Low Slung 7inch PODS with RGB Accent & Markers above your 2021+ Ford Bronco windshield. Rotate and adjust the beams how you like it!</p> <p>Fits: 2021+ Ford Bronco Full Size (Does not fit Sport)</p> <p>Includes: Brow Bridge (x1), Mounting Brackets (1pr), 7" PODS (x6), Power Wire (x1), RGB Wires (x2), RGB Extensions (x2), RGB Y-Splitter (x1), RGB Key-FOB Controller (x1) & all hardware</p> <p>FEATURES & COMPATIBILITY</p> <p>  </p>	\$1399.98 Kit
---------	--	---	---	---------------

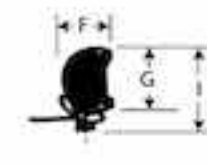
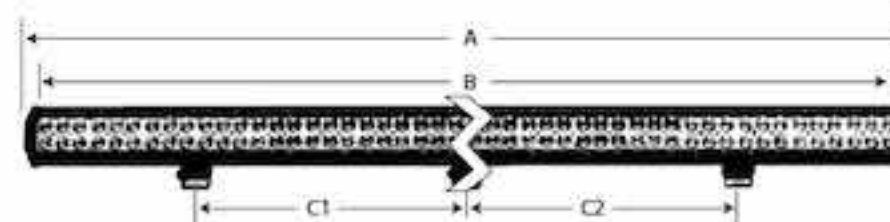
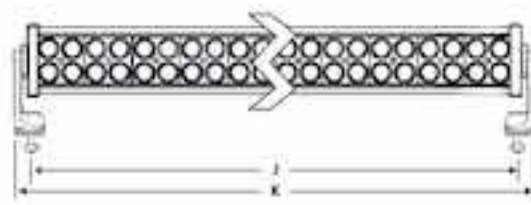
LIGHT BAR SPECIFICATIONS



SIDE BRACKETS OUTSIDE



SIDE BRACKETS INSIDE



MODEL NAME	SIZE INCHES	WATTS	BEAM	LUMENS	BRACKET TYPE: SIDE "L" BRACKETS OR BOTTOM MOUNT	AMP @ 12V DC	METRIC OR INCH	OVERALL BAR LENGTH (L), END TO END, INCLUDING END CAPS FARTHEST POINT	OPTIC LENS LENGTH	SIDE BRACKETS OUTSIDE, CENTER OF MOUNTING HOLE TO OPPOSITE MOUNTING HOLE	CENTER OF LIGHTBAR TO THE CENTER OF THE BOTTOM MOUNTING HOLE	CENTER OF LIGHTBAR TO CENTER OF BOTTOM MOUNTING BRACKET HOLE	CENTER OF MOUNTING TO OPPOSITE MOUNTING HOLE, BOTTOM MOUNT	OVERALL WIDTH OF SIDE BRACKETS PLACED OUTSIDE	HEIGHT OF LIGHTBAR, CENTER OF SIDE BRACKETS MOUNTING BOLT WITH PADS	LIGHTBAR DEPTH (D)	LIGHTBAR DEPTH WITH ARC	LIGHTBAR HEIGHT (H)	SIDE MOUNTING BRACKET GASKET HEIGHT	TOTAL HEIGHT INCLUDING BRACKETS AND GASKETS	SIDE BRACKETS INSIDE, CENTER OF MOUNTING HOLE TO MOUNTING HOLE	OVERALL WIDTH OF SIDE BRACKETS PLACED INSIDE	
Location on Illustration								A	B	C	C1	C2	C3	D	E	F	F1	G	H	I	J	K	
Monolith Slim	9"	30w	Super Spot	2520	Side Mount	2.0	inch	7.57	6.09	8.80	x	x	x	9.57	1.21	3.19	x	1.83	x	2.30	6.57	7.82	
Monolith Slim	13"	50w	Super Spot	4200	Side Mount	3.7	inch	11.56	10.08	12.79	x	x	x	13.56	1.21	3.19	x	1.83	x	2.30	10.56	11.81	
Monolith Slim / RGB	23"	100w	Super Spot	8400	Side Mount	7.5	inch	21.56	20.08	22.79	x	x	x	23.56	1.21	3.19	x	1.83	x	2.30	20.56	21.81	
Monolith Slim / RGB	33"	150w	Super Spot	12600	Side Mount	10.0	inch	31.56	30.08	32.79	x	x	x	33.56	1.21	3.19	x	1.83	x	2.30	30.56	31.81	
Monolith Slim / RGB	43"	200w	Super Spot	16800	Side Mount	14.0	inch	41.49	40.01	42.72	x	x	x	43.49	1.21	3.19	x	1.83	x	2.30	40.49	41.74	
Monolith Slim / RGB	53"	250w	Super Spot	21000	Side Mount	19.0	inch	51.38	49.90	52.61	x	x	x	53.38	1.21	3.19	x	1.83	x	2.30	50.38	51.63	
Obsidian	4.5"	9w	Spot	720	Both	0.5	inch	4.41	3.11	5.94	Center	Center	Center	6.81	2.05	1.57	x	2.01	0.16	2.83	n/a	n/a	
	7.5"	18w	Spot	1440	Both	1.0	inch	7.56	6.30	9.09	Center	Center	Center	9.96	2.05	1.57	x	2.01	0.16	2.83	n/a	n/a	
	14"	36w	Combo	2880	Both	2.2	inch	13.94	12.64	15.47	5.88	5.88	11.75	16.34	2.05	1.57	x	2.01	0.16	2.83	n/a	n/a	
	20"	54w	Combo	4320	Both	3.4	inch	20.28	19.21	21.81	9.13	9.13	18.25	22.68	2.05	1.57	x	2.01	0.16	2.83	n/a	n/a	
	32"	81w	Combo	6480	Both	5.8	inch	29.88	28.54	31.42	14.10	14.10	28.20	32.28	2.05	1.57	x	2.01	0.16	2.83	n/a	n/a	
	40"	108w	Combo	9360	Both	6.2	inch	39.45	38.11	40.98	18.58	18.58	37.17	41.85	2.05	1.57	x	2.01	0.16	2.83	n/a	n/a	
	52"	144w	Combo	11520	Both	6.8	inch	52.20	50.91	53.74	24.77	24.77	49.83	54.61	2.05	1.57	x	2.01	0.16	2.83	n/a	n/a	
CURVED	Monolith Arc	21.25"	100w	Super Spot	8400	Side Mount	7.5	inch	21.25	19.77	22.48	x	x	x	23.25	1.21	3.19	3.65	1.83	x	2.30	20.25	21.50
	Monolith Arc	31.50"	150w	Super Spot	12600	Side Mount	10.0	inch	31.38	29.90	32.61	x	x	x	33.38	1.21	3.19	4.12	1.83	x	2.30	30.38	31.63
	Monolith Arc	41.50"	200w	Super Spot	16800	Side Mount	14.0	inch	41.25	39.77	42.48	x	x	x	43.25	1.21	3.19	4.87	1.83	x	2.30	40.25	41.50
	Monolith Arc	51.25"	250w	Super Spot	21000	Side Mount	19.0	inch	51.15	49.67	52.38	x	x	x	53.15	1.21	3.19	5.75	1.83	x	2.30	50.15	51.40
	Monolith Arc	53.25"	260w	Super Spot	21850	Side Mount	20.0	inch	53.13	51.65	54.36	x	x	x	55.15	1.21	3.19	6.00	1.83	x	2.30	52.13	53.38
Rogue	5"	20w	Spot	1700	Both	1.7	inch	6.20	3.58	7.80	Center	Center	Center	8.70	3.37	3.93	x	2.80	0.16	Bottom Mounted	4.18	5.20	6.87
	9"	40w	Spot	3400	Both	3.3	inch	9.70	7.13	11.30	Center	Center	Center	12.20	3.37	3.93	x	2.80	0.16		4.18	8.70	10.37
	15"	80w	Spot	6800	Both	6.7	inch	16.76	14.26	18.36	6.00	6.00	12.00	19.26	3.37	3.93	x	2.80	0.16		4.18	15.76	17.43
	23"	120w	Spot	10200	Both	10.0	inch	23.82	21.39	25.42	9.63	9.63	19.25	26.32	3.37	3.93	x	2.80	0.16		4.18	22.82	24.49
	30"	160w	Spot	13600	Both	13.3	inch	30.97	28.52	32.57	13.19	13.19	26.38	33.40	3.37	3.93	x	2.80	0.16		4.18	29.97	31.64
	37"	200w	Spot	17000	Both	16.7	inch	38.10	35.65	35.65	16.38	16.38	32.75	40.60	3.37	3.93	x	2.80	0.16		4.18	37.10	38.77
	44"	240w	Spot	20400	Both	20.0	inch	45.23	42.78	42.78	19.75	19.75	39.50	47.73	3.37	3.93	x	2.80	0.16		4.18	44.23	45.90
	48"	260w	Spot	22100	Both	21.6	inch	48.80	46.36	46.36	22.00	22.00	44.00	51.30	3.37	3.93	x	2.80	0.16		4.18	47.80	49.47
Hybrid	11"	56w	Combo	4480	Both	3.5	inch	10.39	9.09	12.32	Center	Center	Center	13.03	2.91	3.03	x	2.95	0.16	4.41	n/a	n/a	
	20"	116w	Combo	9280	Both	8.1	inch	19.61	18.35	21.54	8.59	8.59	17.18	22.24	2.91	3.03	x	2.95	0.16	4.41	n/a	n/a	
	32"	192w	Combo	15360	Both	10.4	inch	31.89	30.63	33.82	14.71	14.71	29.42	34.53	2.91	3.03	x	2.95	0.16	4.41	n/a	n/a	
	41"	248w	Combo	19840	Both	12.2	inch	41.10	39.80	43.03	16.25	16.25	38.50	43.74	2.91	3.03	x	2.95	0.16	4.41	n/a	n/a	
	47"	284w	Combo	22700	Both	12.8	inch	47.24	45.83	49.17	22.39	22.39	44.78	49.88	2.91	3.03	x	2.95	0.16	4.41	n/a	n/a	

	MODEL NAME	SIZE INCHES	WATTS	BEAM	LUMENS	BRACKET TYPE: SIDE "L" BRACKETS OR BOTTOM MOUNT	AMP @ 12V DC	METRIC OR INCH	OVERALL BAR LENGTH (L), END TO END, INCLUDING END CAPS FARTHEST POINT	OPTIC LENS LENGTH	SIDE BRACKETS OUTSIDE, CENTER OF MOUNTING HOLE TO OPPOSITE MOUNTING HOLE	CENTER OF LIGHTBAR TO THE CENTER OF THE BOTTOM MOUNTING HOLE	CENTER OF LIGHTBAR TO CENTER OF BOTTOM MOUNTING BRACKET HOLE	CENTER OF MOUNTING TO OPPOSITE MOUNTING HOLE, BOTTOM MOUNT	OVERALL WIDTH OF SIDE BRACKETS PLACED OUTSIDE	HEIGHT OF LIGHTBAR CENTER OF SIDE BRACKETS MOUNTING BOLT WITH PADS	LIGHTBAR DEPTH (D)	LIGHTBAR DEPTH WITH ARC	LIGHTBAR HEIGHT (H)	SIDE MOUNTING BRACKET GASKET HEIGHT	TOTAL HEIGHT INCLUDING BRACKETS AND GASKETS	SIDE BRACKET'S INSIDE, CENTER OF MOUNTING HOLE TO MOUNTING HOLE	OVERALL WIDTH OF SIDE BRACKETS PLACED INSIDE	
	Location on Illustration								A	B	C	C1	C2	C3	D	E	F	F1	G	H	I	J	K	
STANDARD	Supernova Strobe	22"	120w	Combo	9000	Side Mount	7.0	inch	22.61	20.87	24.15	x	x	x	25.11	3.50	3.75	x	3.25	0.21	5.12	21.86	23.92	
	Supernova Strobe	32"	180w	Combo	13500	Side Mount	10.5	inch	32.85	31.11	34.39	x	x	x	35.35	3.50	3.75	x	3.25	0.21	5.12	32.10	34.16	
	Supernova Strobe	42"	240w	Combo	18000	Side Mount	14.0	inch	42.89	41.15	44.43	x	x	x	45.39	3.50	3.75	x	3.25	0.21	5.12	42.14	44.20	
	Supernova Strobe	53"	300w	Combo	22500	Side Mount	17.5	inch	53.12	51.38	54.66	x	x	x	55.62	3.50	3.75	x	3.25	0.21	5.12	52.37	54.43	
	Magma	8"	36w	Combo	2700	Both	2.7	inch	7.80	6.00	9.14	x	Center	x	10.00	3.06	3.43	x	3.23	0.16	4.67	6.58	8.20	
	Magma	14"	72w	Combo	5400	Both	5.4	inch	13.78	12.00	15.42	2.95	2.95	5.91	16.28	3.06	3.43	x	3.23	0.16	4.67	12.70	14.30	
	Magma	22"	120w	Combo	9000	Both	9.0	inch	21.85	20.00	23.42	5.91	5.91	11.81	24.32	3.06	3.43	x	3.23	0.16	4.67	20.77	22.37	
	Magma	32"	180w	Combo	13500	Both	13.5	inch	31.89	30.00	33.53	8.86	8.86	17.72	34.39	3.06	3.43	x	3.23	0.16	4.67	30.81	32.41	
	Magma	42"	240w	Combo	18000	Both	18.0	inch	41.92	40.00	43.56	12.80	12.80	25.59	44.42	3.06	3.43	x	3.23	0.16	4.67	40.84	42.44	
	Magma	52"	300w	Combo	22500	Both	22.5	inch	51.85	50.00	53.49	16.73	16.73	33.46	54.35	3.06	3.43	x	3.23	0.16	4.67	51.77	53.37	
	Ultra Color/Black Out	8"	36w	Combo	3060	Side Mount	2.0	inch	8.06	6.00	9.27	x	x	x	10.09	3.22	3.56	x	3.23	0.19	5.15	7.24	8.74	
	Ultra Color/Black Out	14"	72w	Combo	6120	Side Mount	4.8	inch	14.00	11.96	15.87	x	x	x	16.69	3.22	3.56	x	3.23	0.19	5.15	13.58	14.74	
	Ultra Color/Black Out	22"	120w	Combo	10200	Side Mount	6.8	inch	22.11	20.05	23.82	x	x	x	24.74	3.22	3.56	x	3.23	0.19	5.15	21.65	22.81	
	Ultra Color/Black Out	32"	180w	Combo	15300	Side Mount	10.5	inch	32.00	29.94	33.71	x	x	x	34.65	3.22	3.56	x	3.23	0.19	5.15	31.18	32.75	
	Ultra Color/Black Out	42"	240w	Combo	20400	Side Mount	11.9	inch	42.29	40.70	43.99	x	x	x	44.81	3.22	3.56	x	3.23	0.19	5.15	41.43	42.93	
	Ultra Color/Black Out	52"	300w	Combo	25500	Side Mount	13.2	inch	52.00	49.94	53.71	x	x	x	54.65	3.22	3.56	x	3.23	0.19	5.15	51.18	52.75	
	Ultra Arc Color/Black Out	22"	120w	Spot	10200	Side Mount	7.5	inch	22.00	20.38	23.57	x	x	x	24.83	3.22	3.56	4.00	3.23	0.19	5.15	21.25	23.00	
	Ultra Arc Color/Black Out	32"	180w	Spot	15300	Side Mount	10.0	inch	32.08	30.46	33.65	x	x	x	34.91	3.22	3.56	4.50	3.23	0.19	5.15	31.33	33.08	
	Ultra Arc Color/Black Out	42"	240w	Spot	20400	Side Mount	13.6	inch	42.00	40.38	43.57	x	x	x	44.83	3.22	3.56	5.30	3.23	0.19	5.15	41.25	43.00	
	Ultra Arc Color/Black Out	50"	288w	Spot	24480	Side Mount	14.3	inch	49.80	48.18	51.37	x	x	x	52.63	3.22	3.56	6.00	3.23	0.19	5.15	49.05	50.80	
	Ultra Arc Color/Black Out	54"	312w	Spot	26520	Side Mount	15.1	inch	53.90	52.28	55.47	x	x	x	56.73	3.22	3.56	6.45	3.23	0.19	5.15	53.15	54.90	
	CURVED	Ultra Accent	8"	36w	Combo	3060	Side Mount	2.0	inch	8.06	6.00	9.037	x	x	x	10.09	3.22	3.56	x	3.23	0.19	5.15	7.24	8.74
		Ultra Accent	14"	72w	Combo	6120	Side Mount	4.8	inch	14.00	11.96	15.87	x	x	x	16.69	3.22	3.56	x	3.23	0.19	5.15	13.58	14.74
		Ultra Accent	22"	120w	Combo	10200	Side Mount	6.8	inch	22.11	20.05	23.82	x	x	x	24.74	3.22	3.56	x	3.23	0.19	5.15	21.65	22.81
Ultra Accent		32"	180w	Combo	15300	Side Mount	10.5	inch	32.00	29.94	33.71	x	x	x	34.65	3.22	3.56	x	3.23	0.19	5.15	31.18	32.75	
Ultra Accent		42"	240w	Combo	20400	Side Mount	11.9	inch	42.29	40.70	43.99	x	x	x	44.81	3.22	3.56	x	3.23	0.19	5.15	41.43	42.93	
Ultra Accent		52"	300w	Combo	25500	Side Mount	13.2	inch	52.00	49.94	53.71	x	x	x	54.65	3.22	3.56	x	3.23	0.19	5.15	51.18	52.75	
CURVED	Ultra Arc Accent	22"	120w	Spot	10200	Side Mount	7.5	inch	22.00	20.38	23.57	x	x	x	24.83	3.22	3.56	4.00	3.23	0.19	5.15	21.25	23.00	
	Ultra Arc Accent	32"	180w	Spot	15300	Side Mount	10.0	inch	32.08	30.46	33.65	x	x	x	34.91	3.22	3.56	4.50	3.23	0.19	5.15	31.33	33.08	
	Ultra Arc Accent	42"	240w	Spot	20400	Side Mount	13.6	inch	42.00	40.38	43.57	x	x	x	44.83	3.22	3.56	5.30	3.23	0.19	5.15	41.25	43.00	
	Ultra Arc Accent	50"	288w	Spot	24480	Side Mount	14.3	inch	49.80	48.18	51.37	x	x	x	52.63	3.22	3.56	6.00	3.23	0.19	5.15	49.05	50.80	
	Ultra Arc Accent	54"	312w	Spot	26520	Side Mount	15.1	inch	53.90	52.28	55.47	x	x	x	56.73	3.22	3.56	6.45	3.23	0.19	5.15	53.15	54.90	
ULTRA II	Ultra II	4.5"	18w	Spot	1440	Both	1.0	inch	4.25	2.99	5.63	1.0	1.0	1.9	6.93	2.95	2.83	x	2.95	0.20	4.57	n/a	n/a	
	Ultra II	8"	36w	Spot	2880	Both	2.3	inch	7.28	6.02	8.66	2.5	2.5	5.0	9.96	2.95	2.83	x	2.95	0.20	4.57	n/a	n/a	
	Ultra II	13.5"	72w	Combo	5760	Both	5.0	inch	13.43	12.20	14.80	5.5	5.5	11.0	16.10	2.95	2.83	x	2.95	0.20	4.57	n/a	n/a	
	Ultra II	23"	126w	Combo	10080	Both	8.2	inch	22.76	21.42	24.13	10.1	10.1	20.2	25.43	2.95	2.83	x	2.95	0.20	4.57	n/a	n/a	
	Ultra II	32"	180w	Combo	14400	Both	10.4	inch	31.89	30.51	33.27	14.7	14.7	29.4	34.57	2.95	2.83	x	2.95	0.20	4.57	n/a	n/a	
	Ultra II	42"	234w	Combo	18700	Both	11.9	inch	41.06	39.84	42.44	19.3	19.3	38.6	43.74	2.95	2.83	x	2.95	0.20	4.57	n/a	n/a	
	Ultra II	50"	288w	Combo	23000	Both	13.1	inch	50.39	49.06	51.77	23.9	23.9	47.8	53.07	2.95	2.83	x	2.95	0.20	4.57	n/a	n/a	
DEFCON	Defcon	4"	18w	Spot	1530	Bottom	1.0	inch	3.81	2.65	x	Center	Center	Center	x	x	2.50	x	3.10	x	4.16	x	x	
	Defcon	6.5"	36w	Spot	3060	Bottom	2.1	inch	6.43	5.37	x	Center	Center	Center	x	x	2.50	x	3.10	x	4.16	x	x	
	Defcon	12"	72w	Combo	6120	Bottom	4.2	inch	11.68	10.68	x	2.95	2.95	5.91	x	x	2.50	x	3.10	x	4.16	x	x	
	Defcon	20"	126w	Combo	10710	Bottom	7.7	inch	19.68	18.68	x	5.91	5.91	11.81	x	x	2.50	x	3.10	x	4.16	x	x	
	Defcon	28"	180w	Combo	15300	Bottom	10.4	inch	27.86	26.82	x	8.86	8.86	17.72	x	x	2.50	x	3.10	x	4.16	x	x	
	Defcon	36"	234w	Combo	19890	Bottom	10.5	inch	35.88	34.75	x	12.80	12.80	25.59	x	x	2.50	x	3.10	x	4.16	x	x	
	Defcon	44"	288w	Combo	24488	Bottom	13.2	inch	43.70	42.70	x	16.73	16.73	33.46	x	x	2.50	x	3.10	x	4.16	x	x	



VISIT **QUAKELED.COM** TO LEARN MORE ABOUT OUR LED LIGHT FAMILY



Brought to you by



and some of the industry's
most insane builders.

Go to WWW.FREAKSHOWBUILDS.COM to learn more about these Freak Builds,
the creators behind them and their incredible stories!

WHAT Is **Freak Show** Builds?



It was the year of the Jeep Gladiator and Quake's first year at SEMA. All the Gladiators looked the same - lifted, rack, rooftop tent, 40" tires, etc. Ours looked the same and we knew it would blend into the crowd. How did we set ourselves apart from the rest?

We put the Gladiator on 13" Dayton knock-off wheels!

This led to a completely viral SEMA build that is still shared today. It was a complete "Freak Show" and the start of Freak Show Builds!



QUAKE™
LED

**LED WORK LIGHTS, HEAD LIGHTS,
TAIL LIGHTS, FOG LIGHTS & DRLs**



MODEL NUMBER	COLOR & BEAM	PRODUCT IMAGE	SPECIFICATIONS	SIZE	WATT	LUMENS	LENS	PRICING MSRP
QMA484	Black Ring Spot	 <div>QMA484 QMA485</div>	 <p>LEDs: 37pcs 5 Watt CREE (185W) LEDs: 32pcs 3 Watt CREE (96W) Color Temp: 6,000K Operating Voltage: 10-30V DC Waterproof Rating: IP67 Housing Material: Diecast Aluminum Mounting Hardware: Steel Updated: Durable Powder Coat Black Brackets</p>	9"	185W	15,000	Poly-Carbonate	\$406.98
QMA485	Black Ring Spot			9"	96W	7,680	Poly-Carbonate	\$307.98
QMA1425	Black Ring, Black Reflector, Spot Hybrid	  <div>Marker RGB Accent</div>	<p>NEW</p> <p>Dual Function Pod: Bright White & RGB Accent! LEDs: 13pcs 5 Watt Osram Color Temp: 6,000-6,500K Built in Amber Markers Black Reflector with Spot Hybrid Beam Operating Voltage: 10V-30VDC Housing Material: Diecast Aluminum Kit Includes: RGB Wires, RGB Splitter & RGB Key-FOB Remote Controller</p>	7"	45W	4,400	Poly-Carbonate	<p>\$409.98 Set of Two</p> <p>Kit Includes: RGB Controller & RGB Wires</p>
QAF166	Black Ring, Spot	 <div>QAF166 QAF361</div>	<p>UPDATED</p> <p>LEDs: 17pcs 3 Watt Epistar Color Temp: 6,000K Operating Voltage: 10-30V DC Waterproof Rating: IP67 Housing Material: Diecast Aluminum Mounting Hardware: Steel</p>	7"	51W	4,420	PMMA	\$127.58
QAF168	Black Ring, Flood							
QAF361	Red Ring, Spot							
QMA241	Chrome Ring Spot		<p>LEDs: 12pcs 5 Watt CREE Color Temp: 6,000K Operating Voltage: 10-30V DC Waterproof Rating: IP67 Housing Material: Diecast Aluminum Mounting Hardware: Steel</p>	6"	60W	5,100	Poly-Carbonate	\$204.58
QMA126	Chrome Ring Combo							
QMA067	Chrome Ring Spot		<p>UPDATED</p> <p>LEDs: 9pcs 5 Watt CREE Color Temp: 6,000K Operating Voltage: 10-30V DC Waterproof Rating: IP67 Housing Material: Diecast Aluminum Mounting Hardware: Steel</p>	5.5"	45W	3,800	Poly-Carbonate	\$167.18
QMA146	Chrome Ring Flood							

MODEL NUMBER	COLOR & BEAM	PRODUCT IMAGE	SPECIFICATIONS	SIZE	WATT	LUMENS	LENS	PRICING MSRP
QSE221	Black Spot		LEDs: 16pcs 3 Watt CREE Color Temp: 6,000K Operating Voltage: 10-30V DC Waterproof Rating: IP67 Housing Material: Diecast Aluminum Mounting Hardware: Steel	5"	48W	3,800	Toughened Glass	\$145.18
QSE223	Black Flood							
QSE531	Black Spot Accent KIT	 <div> <div>UPDATED</div> <div>   </div> <div> QSE531/530 Includes   </div> <div>    </div> </div>	High Power Pods with RGB Accenting Perfect for Light Bridge! 3D Reflector Design LEDs: 4pcs 5 Watt CREE Color Temp: 6,000K Operating Voltage: 12V DC ONLY Waterproof Rating: IP67 Housing Material: Diecast Aluminum Mounting Hardware: Steel QSE531/530/1003/1004 Can connect to Interlock or Quad-Lock Pro RGB Controllers for Optimum Control (Quad-Lock Pro/Interlock sold separately)	3"	20W	3,200 Total (2 Lights)	Poly-Carbonate	\$239.78 Set of Two Kit Includes: RGB Controller, Rocker Switch & Wire Harness
QSE530	Black Flood Accent KIT							
QSE1003	Black Spot Accent			3"	20W	1,600	Poly-Carbonate	\$109.98 Single Unit RGB Controller NOT included, Sold Separately
QSE1004	Black Flood Accent							
QSE549	Black Spot	 <div>   </div>	Perfect for Light Bridge! LEDs: 4pcs 5 Watt or 10 Watt CREE 20W: 3D Reflector Design 40W: 4D Reflector Design Color Temp: 6,000K Operating Voltage: 10-30V DC Waterproof Rating: IP67 Housing Material: Diecast Aluminum Mounting Hardware: Steel	3"	40W	3,200	Poly-Carbonate	\$109.98
QSE548	Black Flood			3"	20W	1,600	Poly-Carbonate	\$87.98
QSE551	Black Spot							
QSE550	Black Flood							

MODEL NUMBER	COLOR & BEAM	PRODUCT IMAGE	SPECIFICATIONS	SIZE	WATT	LUMENS	LENS	PRICING MSRP
QSE919	Black Spot Accent	 	 3D Reflector Design LEDs: 4pcs 5 Watt CREE Color Temp: 6,000K 15 Accent Colors to choose from Operating Voltage: 12V DC ONLY Waterproof Rating: IP67 Housing Material: Diecast Aluminum Mounting Hardware: Steel Kit Includes: RGB Controller, Wire Harness, Remote Control, and Rocker Switch	3"	20W	3,200 Total (2 Lights)	Poly-Carbonate	\$239.78 Set of Two Kit Includes: RGB Controller & Wire Harness
QSE685	Black Flood Accent							
QSE543	Black Spot	 	LEDs: 4pcs 5 Watt or 10 Watt CREE 20W: 3D Reflector Design 40W: 4D Reflector Design Color Temp: 6,000K Operating Voltage: 10-30V DC Operating Temp: -40°F~140°F Waterproof Rating: IP67 Housing Material: Diecast Aluminum Mounting Hardware: Steel	3"	40W	3,200	Poly-Carbonate	\$109.98
QSE542	Black Flood							
QSE545	Black Spot			3"	20W	1,600	Poly-Carbonate	\$87.98
QSE544	Black Flood							
QSE092	Black Spot		LEDs: 6pcs 3 Watt Epistar Color Temp: 6,000K Operating Voltage: 10-30V DC Operating Temp: -40°F~140°F Waterproof Rating: IP67 Housing Material: Diecast Aluminum Mounting Hardware: Steel	6"	18W	1,150	Poly-Carbonate	\$54.98
QSE158	Black Flood							



MODEL NUMBER	COLOR & BEAM	PRODUCT IMAGE	SPECIFICATIONS	SIZE	WATT	LUMENS	LENS	PRICING MSRP
QQU554	Black Spot	 <div>UPDATED</div>	<p>LEDs: 1pc 10 Watt CREE Color Temp: 6,000K Operating Voltage: 10-30V DC Operating Temp: -40°F~140°F Waterproof Rating: IP67 Housing Material: Diecast Aluminum Mounting Hardware: Steel Est. lifetime: 50,000 Hours</p>	2"	10W	750	Poly-Carbonate	\$43.98
QQU574	Black Flood			2"	10W	750	Poly-Carbonate	\$54.98
QQU556	Black Spot Flush	 <div>UPDATED</div>		2"	10W	750	Poly-Carbonate	\$54.98
QQU557	Black Flood Flush			2"	10W	750	Poly-Carbonate	\$65.98
QQU133	Black Spot			2"	10W	750	Poly-Carbonate	\$65.98
QQU073	Black Flood			2"	10W	750	Poly-Carbonate	\$65.98
QQU782	Black Flood with RGB Accent	 <div>UPDATED</div> <div>Bright White</div> <div>RGB Accent</div> <div>QUAKE QUAD-LOCK PRO</div> <div>QUAKE INTERLOCK</div>	<p>LEDs: 2pcs 5 Watt CREE Color Temp: 6,000K Operating Voltage: 12V DC ONLY Operating Temp: -40°F~140°F Waterproof Rating: IP67 Housing Material: Diecast Aluminum Mounting Hardware: Steel Est. lifetime: 50,000 Hours Includes: Bluetooth RGB Controller & Wires</p>	3"	10W	1900 (2 Lights)	Poly-Carbonate	\$175.98 Set of Two Kit Includes: Bluetooth RGB Controller & Wire Splitter
QQU498	Black Spot		<p>LEDs: 2pcs 5 Watt CREE Color Temp: 6,000K Operating Voltage: 10-30V DC Operating Temp: -40°F~140°F Waterproof Rating: IP67 Housing Material: Diecast Aluminum Mounting Hardware: Steel Est. lifetime: 50,000 Hours</p>	3"	10W	950	Poly-Carbonate	\$71.48
QQU451	Black Flood		3"	10W	950	Poly-Carbonate	\$71.48	

MODEL NUMBER	COLOR & BEAM	PRODUCT IMAGE	SPECIFICATIONS	SIZE	WATT	LUMENS	LENS	PRICING MSRP
QQU096	Black Spot		LEDs: 2pcs 10 Watt CREE Color Temp: 6,000K Operating Voltage: 10-30V DC Operating Temp: -40°F~140°F Waterproof Rating: IP67 Housing Material: Diecast Aluminum Mounting Hardware: Steel	4"	20W	1,600	Poly-Carbonate	\$103.38
QQU433	Black Spot		LEDs: 1pc 15 Watt CREE Color Temp: 6,000K Operating Voltage: 10-30V DC Operating Temp: -40°F~140°F Waterproof Rating: IP67 Housing Material: Diecast Aluminum Mounting Hardware: Steel	3"	15W	1,200	Poly-Carbonate	\$103.38
QQU407	Black Flood							
QQU988	Black Spot Reflector, Non-Adjustable Angle with RGB Accent	 <div>   </div>	Perfect for Light Bridge! LEDs: 3pcs 10 Watt CREE Color Temp: 6,000K Operating Voltage: 10-12V DC Waterproof Rating: IP67 Housing Material: Diecast Aluminum Mounting Hardware: Steel	4"	30W	1,500	Poly-Carbonate	\$109.98
QQU987	Black Spot Reflector, Adjustable Angle with RGB Accent		Connect to an Interlock or Quad-Lock Pro RGB Controller for Optimum Control (Controller sold separately) LIGHT BRIDGE MOUNTING INFO: 1) USE THE NON-ADJUSTABLE ANGLE POD #QQU988 ON THE LIGHT BRIDGE! 2) USE THE ADJUSTABLE ANGLE POD #QQU987 ON THE PERCH!					RGB Controller NOT included



PULSAR SERIES LED WORK LIGHTS








LED WORK LIGHTS

MODEL NUMBER	COLOR & BEAM	PRODUCT IMAGE	SPECIFICATIONS	SIZE	WATT	LUMENS	LENS	PRICING MSRP
QPU100	Black Spot		QPU100/QPU065 LEDs: 12pcs 3 Watt CREE QPU076/QPU132 LEDs: 9pcs 3 Watt CREE QPU175 LEDs: 8pcs 3 Watt Epistar Color Temp: 6,000K Operating Voltage: 10-30V DC Operating Temp: -40°F~140°F Waterproof Rating: IP67 Housing Material: Diecast Aluminum Mounting Hardware: Steel Est. lifetime: 50,000 Hours	6.5"	36W	3,400	Poly-Carbonate	\$109.98
QPU065	Black Flood							
QPU076	Black Spot			5.5"	27W	2,400	Poly-Carbonate	\$87.98
QPU132	Black Flood							
QPU175	Black Flood			5.5"	24W	2,000	PMMA	\$53.98

AFTERSHOCK SERIES LED LIGHTS

LED SIDE MARKERS

MODEL NUMBER	PRODUCT NAME	PRODUCT IMAGE	SPECIFICATIONS	PRICING MSRP
QAF996	Amber Side Marker	    	0.75" Round Side Marker Lights, 3 Diodes Per Light Perfect for Jeeps, Trucks, Buses, Towing, Trailers & More Easy to install with Rubber Grommet Compliant: DOT Mark on lens Wire length: 12 Inches Voltage: 12V-24V Waterproof Rating: IP68 NOTE: All Colors SOLD in Packs of 6pcs!	\$27.48 SOLD in Pack of Six
QAF997	White Side Marker			
QAF998	Red Side Marker			

MODEL NUMBER	BEAM	PRODUCT IMAGE	SPECIFICATIONS	SIZE	WATT	LUMENS	LENS	PRICING MSRP
QFR989	4D Spot Reflector, RGB Accent		 LEDs: 16pcs 5 Watt CREE Color Temp: 6,500K Operating Voltage: 10-30V DC Housing Material: Diecast Aluminum Mounting Hardware: Steel Connect to an Interlock or Quad-Lock Pro RGB Controller for Optimum Control (Controller sold separately)	5"	80W	6,500	Poly-Carbonate	\$197.98 RGB Controller NOT included
QFR990	4D Spot Reflector, RGB Accent		 LEDs: 12pcs 5 Watt CREE Color Temp: 6,500K Operating Voltage: 10-30V DC Housing Material: Diecast Aluminum Mounting Hardware: Steel Connect to an Interlock or Quad-Lock Pro RGB Controller for Optimum Control (Controller sold separately)	4"	60W	4,800	Poly-Carbonate	\$139.98 RGB Controller NOT included
QFR795	Black Reflector Spot, RGB Accent		 Perfect for Light Bridge! LEDs: 16pcs 3 Watt Epistar Color Temp: 6,000K Operating Voltage: 10-30V DC Housing Material: Diecast Aluminum Mounting Hardware: Steel Connect to an Interlock or Quad-Lock Pro RGB Controller for Optimum Control (Controller sold separately)	4"	48W	3,600	Poly-Carbonate	\$131.98 RGB Controller NOT included
QFR240	Spot		LEDs: 16pcs 3 Watt Epistar Color Temp: 6,000K Operating Voltage: 10-30V DC Housing Material: Diecast Aluminum Mounting Hardware: Steel	4"	48W	3,600	Poly-Carbonate	\$109.98
QFR163	Flood							

MODEL NUMBER	BEAM	PRODUCT IMAGE	SPECIFICATIONS	SIZE	WATT	LUMENS	LENS	PRICING MSRP
QFR203	Spot		LEDs: 9pcs 3 Watt Epistar Color Temp: 6,000K (White Diodes) Color Temp: 550NM (QFR137 Green Diodes) Color Temp: 4,300K (QFR167 Warm CCT Diodes) Operating Voltage: 10-30V DC Housing Material: Diecast Aluminum	4"	27W	2,150	Poly-Carbonate	\$43.98
QFR202	Flood							\$76.98
QFR137	Green Diodes, Spot							\$65.98
QFR167	Warm Diodes, Flood							\$65.98
QFR794	Black Reflector, Spot Beam, RGB Accent	  	Connect QFR794 to an Interlock or Quad-Lock Pro RGB Controller for Optimum Control (Controller sold separately)   	4"	27W	2,150	Poly-Carbonate	\$65.98 RGB Controller NOT included
QFR204	Spot	    	LEDs: 9pcs 3 Watt Epistar Color Temp: 6,000K (White Diodes) Color Temp: 550NM (QFR069 Green Diodes) Color Temp: 650NM (QFR494 Red Diodes) Color Temp: 596NM (QFR495 Amber Diodes) Color Temp: 470NM (QFR496 Blue Diodes) Operating Voltage: 10-30V DC Housing Material: Diecast Aluminum Mounting Hardware: Steel	4"	27W	2,150	Poly-Carbonate	\$43.98
QFR199	Flood							\$76.98 (Colored Diodes)
QFR069	Green Diodes, Spot							
QFR494	Red Diodes, Spot							
QFR495	Amber Diodes, Spot							
QFR496	Blue Diodes, Spot							
QFR793	Black Reflector, Spot Beam, RGB Accent	  	Connect QFR793 to an Interlock or Quad-Lock Pro RGB Controller for Optimum Control (Controller sold separately)    	4"	27W	2,150	Poly-Carbonate	\$65.98 RGB Controller NOT included
QFR112	Spot		LEDs: 6pcs 3 Watt Epistar Color Temp: 6,000K Operating Voltage: 10-30V DC Waterproof Rating: IP67 Housing Material: Diecast Aluminum	4.5"	18W	1,350	PMMA	\$63.78
QFR164	Flood							
QFR139	Flood		LEDs: 2pcs 10 Watt CREE Color Temp: 6,000K Operating Voltage: 10-30V DC Waterproof Rating: IP67 Housing Material: Diecast Aluminum	4"	20W	1,700	PMMA	\$65.98

MODEL NUMBER	COLOR & BEAM	PRODUCT IMAGE	SPECIFICATIONS	SIZE	WATT	LUMENS	LENS	PRICING MSRP
QME079	Black Spot		LEDs: 9 pcs 10 Watt CREE Color Temp: 6,000K Operating Voltage: 10-30V DC Waterproof Rating: IP67 Housing Material: Diecast Aluminum Mounting Hardware: Steel	6"	90W	8,000	Poly-Carbonate	\$329.98
QME159	Black Spot		LEDs: 8 pcs 10 Watt CREE Color Temp: 6,000K Operating Voltage: 10-30V DC Waterproof Rating: IP67 Housing Material: Diecast Aluminum Mounting Hardware: Steel	5.5"	80W	7,200	Poly-Carbonate	\$263.98
QME098	Black Flood							
QME174	Black Spot		LEDs: 6 pcs 10 Watt CREE Color Temp: 6,000K Operating Voltage: 10-30V DC Waterproof Rating: IP67 Housing Material: Diecast Aluminum Mounting Hardware: Steel	5"	60W	6,000	Poly-Carbonate	\$241.98
QME091	Black Flood							
QME160	Chrome Reflector Spot		Perfect for Light Bridge! LEDs: 5 pcs 10 Watt CREE Color Temp: 6,000K Operating Voltage: 10-30V DC Waterproof Rating: IP67 Housing Material: Diecast Aluminum Mounting Hardware: Steel	4.5"	50W	4,500	Poly-Carbonate	\$130.88
QME368	Chrome Reflector Flood							
QME796	Black Reflector Spot with RGB Accent		Connect QFR793 to an Interlock or Quad-Lock Pro RGB Controller for Optimum Control (Controller sold separately)	4.5"	50W	4,500	Poly-Carbonate	\$153.98 RGB Controller NOT included




MODEL NUMBER	MODEL NAME	PRODUCT IMAGE	SPECIFICATIONS	SIZE	WATT	LIGHT FUNCTION	LENS	PRICING MSRP
QTE1184	Blackout 2020+ Jeep Gladiator JT LED Tail Lights	 NEW	Smoked Black Lens LEDs: 86pcs Operating Voltage: 12V DC Waterproof Rating: IP67 Housing Material: ABS Plastic Compliant: DOT Marking <i>NOTE: NOT COMPATIBLE WITH BLIND SPOT MONITORING SYSTEM!</i> CHECK LOCAL LAWS about SMOKED LENS!	7x8"	25W	Running, Turn, Brake & Reverse Light	Smoked PMMA	\$439.98 One Set
QTE558	Blackout 2018+ Jeep Wrangler JL LED Tail Lights	 QTE558	LEDs: 66pcs Operating Voltage: 12V DC Waterproof Rating: IP67 Housing Material: ABS Plastic Compliant: DOT Marking	7x8"	30W	Running, Turn, Brake & Reverse Light	Smoked PMMA	\$439.99 One Set
QTE345	Redout 2018+ Jeep Wrangler JL LED Tail Lights	 QTE345	CHECK YOUR LOCAL LAWS ABOUT SMOKED BLACK TAIL LIGHT LENS!				PMMA	\$384.98 One Set
QTE347	Tech 2018+ Jeep Wrangler JL LED Tail Lights	 UPDATED	LEDs: 36pcs Operating Voltage: 12V DC Waterproof Rating: IP67 Housing Material: ABS Plastic Compliant: DOT Marking <i>NOTE: NOT COMPATIBLE WITH BLIND SPOT MONITORING SYSTEM!</i>	7x8"	30W	Running, Turn, Brake & Reverse Light	PMMA	\$439.98 One Set
QTE943	White Out Jeep JK LED Tail Lights (2007-2017)		Extra Bright Reverse Light LEDs: 36pcs Operating Voltage: 12V DC Waterproof Rating: IP67 Housing Material: ABS Plastic Compliant: DOT Marking Est. lifetime: 50,000 Hours	6x8"	25W	Running, Turn, Brake & Reverse Light	PMMA	\$259.60 One Set














MODEL NUMBER	MODEL NAME	PRODUCT IMAGE	SPECIFICATIONS	SIZE	WATT	LIGHT FUNCTION	LENS	PRICING MSRP
QTE1030	Round Jeep JK LED Tail Lights (2007-2017)		LEDs: 64pcs Operating Voltage: 12V DC Waterproof Rating: IP67 Housing Material: ABS Plastic Compliant: DOT Marking Est. lifetime: 50,000 Hours	6x8"	25W	Running, Turn, Brake & Reverse Light	PMMA	\$260.58 One Set
QTE942	NES Jeep JK LED Tail Lights (2007-2017)		LEDs: 36pcs Operating Voltage: 12V DC Waterproof Rating: IP67 Housing Material: ABS Plastic Mounting Hardware: Steel Compliant: DOT Marking Est. lifetime: 50,000 Hours	6x8"	25W	Running, Turn, Brake & Reverse Light	PMMA	\$259.60 Set of Two
QTE457	Clear Jeep JK LED Tail Lights		LEDs: 36pcs Operating Voltage: 12V DC Waterproof Rating: IP67 Housing Material: ABS Plastic Compliant: DOT Marking Est. lifetime: 50,000 Hours	6x8"	25W	Running, Turn, Brake & Reverse Light	PMMA	\$259.60 One Set
QTE912	Blackout I Jeep JK LED Tail Lights						Smoked PMMA	
QTE783	Blackout II Jeep JK LED Tail Lights (2007-2017)		LEDs: 36pcs Operating Voltage: 12V DC Waterproof Rating: IP67 Housing Material: ABS Plastic Compliant: DOT Marking Est. lifetime: 50,000 Hours	6x8"	25W	Running, Turn, Brake & Reverse Light	Smoked PMMA	\$259.60 One Set
QTE940	Jeep CJ/YJ/TJ LED Tail Lights (1955-2006)		LEDs: 39pcs Operating Voltage: 12V DC Waterproof Rating: IP67 Housing Material: ABS Plastic Compliant: DOT Marking Est. lifetime: 50,000 Hours	6x8"	25W	Running, Turn, Brake & Reverse Light	PMMA	\$109.98 One Set




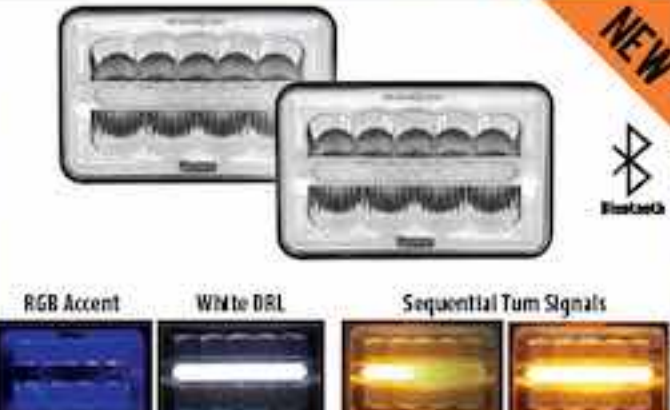
MODEL NUMBER	MODEL NAME	PRODUCT IMAGE	SPECIFICATIONS	SIZE	WATT	LIGHT FUNCTION	FITS	PRICING MSRP
QMT1192	Ford Bronco Sequential LED Tail Lights	  UPDATED	Durable All Metal Construction Easy to install Plug in Play design LED: 326pcs LED SMD Sequential Turn Signal Option Ultra Bright Reverse LED Lamp Impact Resistant PC Lens Housing Material: Powder Coated Steel Compliant: DOT/SAE/E Mark	6x13"	24W		2022+ Ford Bronco Full Size (Does not fit Sport)	\$439.98 Set of Two
QMT1025	Step Up Jeep Gladiator JT LED Tail Lights	   UPDATED	Durable All Metal Construction Plug in Play with No Dash Errors Impact Resistant 20pcs LED Tail Light Works With or Without Stock BSM Radar Sequential Turn Signal Option Built in Bottle Opener Ultra Bright Reverse LED Lamp Impact Resistant PMMA Lens Housing Material: Powder Coated Steel Compliant: DOT/SAE/E Mark	7x8"		Running, Turn, Brake, Reverse & Side Marker	2020+ Jeep JT Gladiator	\$479.98 Set of Two
QMT1042	Tech Jeep Wrangler JL LED Tail Lights	   UPDATED	Durable All Metal Construction Plug in Play with No Dash Errors Impact Resistant 20pcs LED Tail Light Bright Reverse LED Lamp Built in Bottle Opener Impact Resistant PMMA Lens Housing Material: Powder Coated Steel Compliant: DOT/SAE/E Mark	6x8"	30W		2018+ Jeep JL Wrangler	\$479.98 Set of Two
QMT1041	Sequential Jeep Wrangler JK LED Tail Lights	  	Durable All Metal Construction Plug in Play with No Dash Errors Impact Resistant 20pcs LED Tail Light Bright Reverse LED Lamp Built in Bottle Opener Impact Resistant PMMA Lens Housing Material: Powder Coated Steel Compliant: DOT/SAE/E Mark	6x8"			2007-2017 Jeep JK Wrangler	\$383.98 Set of Two
QMT1040	Compact Jeep Wrangler TJ/YJ/CJ & Universal Trailer LED Tail Lights	  	QTE1040 Includes: License Plate LED Lamp & Removable License Plate Bracket	6x6.5"		Running, Turn, Brake & Reverse	1955-2006 Jeep TJ/YJ/CJ Wrangler	\$311.98 Set of Two





MODEL NUMBER	MODEL NAME	PRODUCT IMAGE	SPECIFICATIONS	SIZE	WATT	LUMENS	FITS	PRICING MSRP
QCT1311	7" Classic Glass Lens LED Headlight with RGB Accent	<div><div>NEW</div><div></div></div>	<p>Universal High & Low Beam LED Headlight Authentic Glass Lens! Not Cheap Plastic! Retain OEM Style Of Your Classic Vehicle! Improve On-Road Illumination & Safety! Add RGB Accenting to Your Show Vehicle!</p> <p>Beam: High/Low LEDs: 10pcs 5 Watt CREE Diodes CCT: 5000-5500K Lens: Glass Sealed Beam Operating Voltage: 10-30V DC Connector Type: H4 (DIY Repinnable) Waterproof Rating: IP67 Housing Material: Aluminum Housing Finish: Chrome Plated Operating Temp: -40°F~140°F Est. lifetime: 50,000 Hours Compliant: DOT/SAE</p> <p>Single Unit Headlights Include: RGB Wires & RGB Controller</p> <p>Two/Four Headlight Sets Include: RGB Wires, Y Splitters & RGB Controller</p> <p>FEATURES AND COMPATIBILITY</p> <div></div>	7"	50W (H) 30W (L)	4,300 (H) 2,400 (L)	H6024 (7") Sealed Lens	\$189.98 Single
QCT1335								\$349.98 Set of Two
QCT1312	5x7" Classic Glass Lens LED Headlight with RGB Accent	<div><div>NEW</div><div></div></div>		5x7"			H6054 (5x7") Sealed Lens	\$189.98 Single
QCT1337								\$349.98 Set of Two
QCT1313	4x6" Classic Glass Lens LED Headlight with RGB Accent	<div><div>NEW</div><div></div></div>		4x6"			H4666 (4x6") Sealed Lens	\$169.98 Single
QCT1338								\$319.98 Set of Two
QCT1286								\$639.98 Set of Four
QCT1329	5.75" Classic Glass Lens LED Headlight with RGB Accent	<div><div>NEW</div><div></div></div>		5.75"			H5006 (5.75") Sealed Lens	\$169.98 Single
QCT1336								\$319.98 Set of Two
QCT1287								\$639.98 Set of Four
QW1288	Dual Ground Switched Wire Harness	<div><div>NEW</div><div></div></div>	Allows TWO H4 Headlights to install on Switched Ground Headlight Vehicles Designed so the installation is quick and effective No special cutting or major reconfiguration of factory wiring DIY Repinnable for other configurations Constructed with Mesh Loom, Dual Relays, Water-Proof Fuse and 14AWG wires	H4 Headlights	\$39.98 One Unit			
QW1289	Dual Low Beam Adapter	<div><div>NEW</div><div></div></div>	Plug & Play inline adapter - 8 inch Length Turns on all 4 (four) low beam headlights at same time DIY Repinnable for other configurations	H4 Headlights	\$19.98 Set of Two			










MODEL NUMBER	NAME & FUNCTION	INTER-LOCKABLE	PRODUCT IMAGE	SPECIFICATIONS	SIZE	WATT	LUMENS	FITS	PRICING MSRP
QTE1404	Jeep JL/JT LED Headlights with HDX Halo, White DRL, & Sequential Turn Signals	X		NEW HDX Halo Effects! (#QTE1404) Sequential Turn Signal Halos! White DRL Halos! RGB Accenting (QTE1039) LEDs: 4pcs High Powered SMD Color Temp: 6,000K Reflector Color: Black Operating Voltage: 10-30V DC Waterproof Rating: IP68 Housing Material: Diecast Aluminum Venting: Dual Breather Caps Lens: Poly-Carbonate DOT/SAE Compliant	Full 9"	50W (H) 35W (L)	4,500 (H) 3,200 (L)	2018+ Jeep Wrangler JL & 2020+ Jeep Gladiator JT	\$729.98 Set of Two Headlights
QTE1039	Jeep JL/JT LED Headlights with White DRL Halo, Sequential Turn Signals & RGB Accent	Quad Lock Pro + Interlock		#QTE1404 Includes: HDX Wires, Controller & Remote #QTE1039 Includes: RGB Wires & RGB Bluetooth Controller Need Foglights to match #QTE1039? QTE904 is perfect!					\$714.98 Set of Two Headlights
QTE962	Jeep JL/JT LED Headlights with White DRL Halo & Switchback Turn Signals	X		LEDs: 9pcs 5 Watt CREE (headlight) LEDs: 6pcs 5 Watt CREE (fog) Color Temp: 6,000-6,500K Reflector Color: Black DOT/SAE Compliant White DRL Halos with Switchback Amber Halo Turn Signals Operating Voltage: 12VDC Waterproof Rating: IP67 Housing Material: Diecast Aluminum Lens: Poly-Carbonate	9" 4"	45W (H) 30W (L) 30W	3,600 (H) 2,400 (L) 1,400	2018+ Jeep Wrangler JL & 2020+ Jeep Gladiator JT	\$604.98 Set of Two Headlights and Two Fog Lights
QTE960					9"	45W (H) 30W (L)	3,600 (H) 2,400 (L)		\$439.98 Set of Two Headlights
QTE961				Fogs Include: Bumper Wire Harness and Sport or Sahara Brackets	4"	30W	1,400		\$219.98 Set of Two Fog lights


MODEL NUMBER	NAME & FUNCTION	INTER-LOCKABLE	PRODUCT IMAGE	SPECIFICATIONS	SIZE	WATT	LUMENS	FITS	PRICING MSRP
QTE915	Jeep JL/JT LED Headlights with HD Halo and Amber Turn Signals	X		Insane HD Angel Eye Halo Effects Amber Halo Turn Signals (headlight) LEDs: 9pcs 5 Watt Osram (headlight) LEDs: 6pcs 5 Watt Osram (fog) Color Temp: 6,000-6,500K Reflector Color: Black Controller: RGB HD Bluetooth Operating Voltage: 12VDC Waterproof Rating: IP67 Lens: Poly-Carbonate Housing Material: Diecast Aluminum Head/Fog Kits Include: HD Bluetooth Controller & HD Wires Fog Kit Includes: Sport and Sahara Brackets, Bumper Wire Harness	9"	45W (H) 30W (L)	3,600 (H) 2,400 (L)	2018+ Jeep Wrangler JL & 2020+ Jeep Gladiator JT	\$879.98 Set of Two Headlights and Two Fog lights
QTE914					4"	30W	1,440		\$659.98 Set of Two Headlights
QTE916					9"	45W (H) 30W (L)	3,600 (H) 2,400 (L)		\$274.98 Set of Two Fog lights
QTE1027	Jeep JL/JT LED Headlights with X-Wing DRL	X		LEDs: 5pcs High Powered SMD Color Temp: 6,000K Blue to White Startup DRL Reflector Color: Black Operating Voltage: 12V DC Waterproof Rating: IP68 Housing Material: Plastic ABS Lens: Poly-Carbonate Adjustment: Up/Down & Left/Right Need Foglights? QTE904 is perfect!	OEM 9"	45W (H) 30W (L)	4,000 (H) 3,000 (L)	2018+ Jeep Wrangler JL & 2020+ Jeep Gladiator JT	\$839.98 Set of Two Headlights
QTE686	Jeep JL/JT LED Headlights with RGB Accent and Amber Turn Signals	Quad Lock Pro + Interlock		RGB Accent Lighting Built in Amber Turn Signals LEDs: 13pcs 5 Watt Osram (headlight) LEDs: 6pcs 5 Watt Osram (fog) Color Temp: 6,000-6,500K Controller: RGB Bluetooth iOS and Android compatible Operating Voltage: 12VDC Waterproof Rating: IP67 Lens: Poly-Carbonate Housing Material: Diecast Aluminum Head/Fog Kits Include: RGB Wires & RGB Bluetooth Controller Fog Kit Includes: Sport and Sahara Brackets, Bumper Wire Harness	9"	45W (H) 30W (L)	4,400 (H) 3,100 (L)	2018+ Jeep Wrangler JL & 2020+ Jeep Gladiator JT	\$879.98 Set of Two Headlights and Two Fog lights
QTE903					4"	30W	1,500		\$659.98 Set of Two Headlights
QTE904					9"	45W (H) 30W (L)	4,400 (H) 3,100 (L)		\$274.98 Set of Two Fog lights

MODEL NUMBER	NAME & FUNCTION	INTER-LOCKABLE	PRODUCT IMAGE	SPECIFICATIONS	SIZE	WATT	LUMENS	LENS	PRICING MSRP
QTE769	Black Reflector Jeep JK/CJ/TJ 7 Inch LED Headlights with RGB Accent & Amber Turn Signals	Quad Lock Pro + Interlock	 QTE769 QTE770    	LEDs: 13pcs 5 Watt Osram Color Temp: 6,000-6,500K Built in Amber Turn Signals Black Reflector (QTE769) Chrome Reflector (QTE770) High and Low Beams Operating Voltage: 10V-30VDC Waterproof Rating: IP67 Housing Material: Diecast Aluminum QTE769/770 Kits Includes: RGB Bluetooth Controller & RGB Wire Harness Need Foglights? QTE771 is perfect for Jeep Wrangler JK's	7"	45W (H) 30W (L)	4,400 (H) 3,100 (L)	Poly-Carbonate	\$384.98 Set of Two Headlights Call for Single Unit Pricing
QTE770	Chrome Reflector Jeep JK/CJ/TJ 7 Inch LED Headlights with RGB Accent & Amber Turn Signals			\$384.98 Set of Two Headlights Call for Single Unit Pricing					
QTE1024	Spider Eye Jeep JK/CJ/TJ 7 Inch LED Headlights with White DRL Halo & RGB Accent	Quad Lock Pro + Interlock	   	Chrome Reflector LEDs: 12pcs 5 Watt Cree Color Temp: 6,000K Operating Voltage: 10-30V DC Waterproof Rating: IP67 Housing Material: Diecast Aluminum QTE1024 Kit Includes: RGB Bluetooth Controller & RGB Wire Harness Need Foglights? QTE771 is perfect for Jeep Wrangler JK's	7"	60W (H) 30W (L)	4,800 (H) 3,500 (L)	Poly-Carbonate	\$439.98 Set of Two Headlights
QTE568	Black Reflector Jeep JK/CJ/TJ 7 Inch LED Headlights with White DRL & Switchback Amber Turn Signal	X	 QTE568 	LEDs: 6pcs 10 Watt Cree Color Temp: 6,000K Black Reflector (QTE568) Chrome Reflector (QTE822) High & Low Beams Operating Voltage: 10-30V DC Waterproof Rating: IP67 Housing Material: Diecast Aluminum	7"	60W (H) 30W (L)	4,300 (H) 2,400 (L)	Poly-Carbonate	\$439.98 Set of Two Headlights Call for single Unit Pricing
QTE822	Chrome Reflector Jeep JK/CJ/TJ 7 Inch LED Headlights with White DRL & Switchback Amber Turn Signal	X	 QTE822 						





MODEL NUMBER	NAME & FUNCTION	INTER-LOCKABLE	PRODUCT IMAGE	SPECIFICATIONS	SIZE	WATT	LUMENS	LENS	PRICING MSRP
QTE781	Jeep JK/CJ/TJ 7 Inch LED Headlights with HD Halo Ring	X		Amber Halo Turn Signals (headlight) LEDs: 9pcs 5 Watt Osram (headlight) LEDs: 6pcs 5 Watt Osram (fog) Color Temp: 6,000-6,500K Reflector Color: Black Operating Voltage: 10V-30VDC Waterproof Rating: IP67 Housing Material: Diecast Aluminum Controller: HD Bluetooth DOT/SAE Compliant Kit Includes: HD Bluetooth Controller & Wire Harness	7"	45W (H) 30W (L)	3,600 (H) 2,400 (L)	Poly-Carbonate	\$659.98 Set of Two Headlights & Two Fog Lights
QTE902					4"	30W	1,440		\$411.38 Set of Two Headlights
QTE905					7"	45W (H) 30W (L)	3,600 (H) 2,400 (L)		\$274.98 Set of Two Fog lights
QTE968	Jeep JK/CJ/TJ 7 Inch LED Headlights with White DRL Halo & Switchback Amber Turn Signals	X		White DRL Halos with Switchback Amber Halo Turn Signals LEDs: 9pcs 5 Watt CREE (headlight) LEDs: 6pcs 5 Watt CREE (fog) Color Temp: 6,000-6,500K Reflector Color: Black Operating Voltage: 12VDC Waterproof Rating: IP67 Housing Material: Diecast Aluminum DOT/SAE Compliant	7"	45W (H) 30W (L)	3,600 (H) 2,400 (L)	Poly-Carbonate	\$571.98 Set of Two Headlights & Two Fog Lights
QTE959					4"	30W	1,440		\$398.18 Set of Two Headlights
QTE346					7"	45W (H) 30W (L)	3,600 (H) 2,400 (L)		\$219.98 Set of Two Fog lights
QTE1037	5x7 Inch LED Headlights with Sequential Turn Signals & RGB Accent	Quad Lock Pro + Interlock		White DRL & Sequential Turn Signals LEDs: 9pcs 5 Watt Cree Color Temp: 6,000K Reflector Color: Chrome DOT/SAE Compliant Operating Voltage: 10-30V DC Waterproof Rating: IP67 Housing Material: Diecast Aluminum Kit Includes: RGB Bluetooth Controller & Wire Harness	5x7"	45W (H) 30W (L)	4,000 (H) 1,900 (L)	Poly-Carbonate	\$294.78 Set of Two Headlights
QTE1038	4x6 Inch LED Headlights with Sequential Turn Signals & RGB Accent	Quad Lock Pro + Interlock		White DRL & Sequential Turn Signals LEDs: 9pcs 5 Watt Cree Color Temp: 6,000K Reflector Color: Chrome DOT/SAE Compliant Operating Voltage: 10-30V DC Waterproof Rating: IP67 Housing Material: Diecast Aluminum Kit Includes: RGB Bluetooth Controller & Wire Harness	4x6"	45W (H) 30W (L)	3,700 (H) 1,800 (L)	Poly-Carbonate	\$273.88 Set of Two Headlights

MODEL NUMBER	NAME & FUNCTION	INTER-LOCKABLE	PRODUCT IMAGE	SPECIFICATIONS	SIZE	WATT	LUMENS	LENS	PRICING MSRP
QTE459	5x7 Inch LED Headlights	X		LEDs: 15pcs 3 Watt Epistar Color Temp: 6,000K Reflector Color: Chrome DOT/SAE Compliant Operating Voltage: 10-30V DC Waterproof Rating: IP67 Housing Material: Diecast Aluminum QTE751 Kit Includes: RGB Bluetooth Controller & Wire Harness	5x7"	45W (H) 30W (L)	2,700 (H) 2,100 (L)	Poly-Carbonate	\$217.80 Set of Two Headlights
QTE751	5x7 Inch LED Headlights with RGB Accent	Quad Lock Pro + Interlock			5x7"	45W (H) 30W (L)	2,700 (H) 2,100 (L)	Poly-Carbonate	\$261.80 Set of Two Headlights
QTE066	4x6 Inch LED Headlights	X		LEDs: 15pcs 3 Watt Epistar Color Temp: 6,000K Reflector Color: Chrome DOT/SAE Compliant Operating Voltage: 10-30V DC Waterproof Rating: IP67 Housing Material: Diecast Aluminum Mounting Hardware: Steel QTE750 Kit Includes: RGB Bluetooth Controller & RGB Wire Harness	4x6"	45W (H) 30W (L)	3,200 (H) 2,200 (L)	Poly-Carbonate	\$195.78 Set of Two Headlights
QTE750	4x6 Inch LED Headlights with RGB Accent	Quad Lock Pro + Interlock			4x6"	45W (H) 30W (L)	3,200 (H) 2,200 (L)	Poly-Carbonate	\$240.88 Set of Two Headlights
QTE463	5x7 Inch LED Headlights	X		LEDs: 13pcs 3 Watt Cree Color Temp: 6,000K Reflector Color: Chrome DOT/SAE Compliant Operating Voltage: 10-30V DC Operating Temp: -40°F~140°F Waterproof Rating: IP67 Housing Material: Diecast Aluminum Est. lifetime: 50,000 Hours	5x7"	39W (H) 21W (L)	3,300 (H) 2,300 (L)	Poly-Carbonate	\$239.80 Set of Two Headlights
QTE462	5x7 Inch LED Headlights with White DRL Half Halos	X		LEDs: 9pcs 3 Watt Cree Color Temp: 6,000K Reflector Color: Chrome DOT/SAE Compliant Operating Voltage: 10-30V DC Operating Temp: -40°F~140°F Waterproof Rating: IP67 Housing Material: Diecast Aluminum Est. lifetime: 50,000 Hours	5x7"	42W (H) 24W (L)	2,700 (H) 1,900 (L)	Poly-Carbonate	\$197.98 Set of Two Headlights

MODEL NUMBER	NAME & FUNCTION	INTER-LOCKABLE	PRODUCT IMAGE	SPECIFICATIONS	SIZE	WATT	LUMENS	LENS	PRICING MSRP
QTE151	5.75 Inch Round LED Headlights	X	 	LEDs: 12pcs 3 Watt Epistar Color Temp: 6,000K Reflector Color: Chrome Operating Voltage: 10-30V DC Operating Temp: -40°F~140°F Waterproof Rating: IP67 Housing Material: Diecast Aluminum Mounting Hardware: Steel Est. lifetime: 50,000 Hours RGB Accent Version QTE797 Includes: RGB Bluetooth Controller & RGB Wires	5.75"	36W (H) 27W (L)	2,600 (H) 1,950 (L)	Poly-Carbonate	\$94.58 Single
QTE797	5.75 Inch Round LED Spot Beam, RGB Accent	Quad Lock Pro + Interlock			5.75"	36W	2,600	Poly-Carbonate	\$207.88 Set of Two Headlights
QTE471	5.75 Inch Round LED Headlights White DRL	X		LEDs: 4pcs 10 Watt Cree Color Temp: 6,000K Operating Voltage: 10-30V DC Operating Temp: -40°F~140°F Waterproof Rating: IP67 Housing Material: Diecast Aluminum Mounting Hardware: Steel Est. lifetime: 50,000 Hours	5.75"	40W	3,200 (H) 2,100 (L)	Poly-Carbonate	\$240.90
QTE771	2007-2017 Jeep JK/CJ/TJ 4 Inch Fog Light, with RGB Accent	Quad Lock Pro + Interlock	   	LEDs: 6pcs 5 Watt OSRAM Color Temp: 6,000K Reflector Color: Black Operating Voltage: 10-30V DC Operating Temp: -40°F~140°F Waterproof Rating: IP67 Housing Material: Diecast Aluminum Mounting Hardware: Steel Est. lifetime: 50,000 Hours QTE771 Kit Includes: RGB Bluetooth Controller & RGB Wires	4"	30W	1,500	Poly-Carbonate	\$274.98 Set of Two Fog lights Includes: RGB Controller & RGB Wires
QTE458	2007-2017 Jeep JK/CJ/TJ 4 Inch Fog Light, with RGB Accent	X							\$219.98 Set of Two Fog lights
QTE465	4.5 Inch Fog Light Chrome Reflector	X	 	LEDs: 6pcs 5 Watt Cree Color Temp: 6,000K Operating Voltage: 10-30V DC Operating Temp: -40°F~140°F Waterproof Rating: IP67 Housing Material: Diecast Aluminum Mounting Hardware: Steel Est. lifetime: 50,000 Hours	4.5"	30W	1,680	Poly-Carbonate	\$263.98 Set of Two Fog lights
QTE464	4.5 Inch Fog Light Black Reflector	X			4.5"	30W	1,680	Poly-Carbonate	\$263.98 Set of Two Fog lights

MODEL NUMBER	NAME & FUNCTION	PRODUCT IMAGE	SPECIFICATIONS	SIZE	WATT	LUMENS	LENS	PRICING MSRP
QTE809	Polaris RZR LED Headlights with HD Halo Ring		Insane HD Angel Eye lighting effects Music mode, Flashing & More! LEDs: 6pcs 5 Watt Osram Color Temp: 6,000-6,500K Reflector Color: Black Operating Voltage: 10V-30VDC Operating Temp: -40°F~140°F Waterproof Rating: IP67 Housing Material: Diecast Aluminum Est. lifetime: 50,000 Hours	Fits 2014-2020 Polaris RZR (Does Not Fit RZR PRO)	30W (H) 15W (L)	3,500 (H) 1,800 (L)	Poly-Carbonate	\$494.98 One Pair Headlights
QTE111	Black Housing High/Low		#QTE111 LEDs: 10pcs 3 Watt Epistar #QTE074 LEDs: 15pcs 3 Watt Epistar Color Temp: 6,000K Operating Voltage: 10-30V DC Operating Temp: -40°F~140°F Waterproof Rating: IP67 Housing Material: Diecast Aluminum Mounting Hardware: Steel Est. lifetime: 50,000 Hours	4"	30W	2,400 (H) 1,600 (L)	Poly-Carbonate	\$81.38
QTE074	Black Housing High/Low			4x6"	45W	3,200 (H) 2,200 (L)	Poly-Carbonate	\$123.18
QTE031	Chrome Reflector Flood	 UPDATED	#QTE031 LEDs: 15pcs 3 Watt Epistar #QTE063/172 LEDs: 8pcs 3 Watt Epistar Color Temp: 6,000K Operating Voltage: 10-30V DC Operating Temp: -40°F~140°F Waterproof Rating: IP67 Housing Material: Diecast Aluminum Mounting Hardware: Steel Est. lifetime: 50,000 Hours	6"	45W	3,900	Poly-Carbonate	\$127.58
QTE063	Chrome Reflector Spot			5"	24W	1,800	Poly-Carbonate	\$63.78
QTE172	Chrome Reflector Flood							
QTE106	Black Housing Flood	 NEW	LEDs: 4pcs 3 Watt CREE Color Temp: 6,000K Operating Voltage: 9-32V DC Operating Temp: -40°F~140°F Waterproof Rating: IP68 Housing Material: Diecast Aluminum Est. lifetime: 30,000 Hours	5.5"	20W	1,600	Poly-Carbonate	\$54.98

MODEL NUMBER	NAME & FUNCTION	PRODUCT IMAGE	SPECIFICATIONS	SIZE	WATT	FITS	PRICING MSRP
QTE675	Jeep JK Front Grill Turn Signal Lamp	 UPDATED	LEDs: 8pcs Epistar Light Color: Amber Lens Color: Smoked Black Lens: PMMA Material Operating Voltage: 12V DC Operating Temp: -40°F~140°F Waterproof Rating: IP67 Housing Material: ABS Plastic Est. lifetime: 30,000 Hours	3.5 x3 x3.5"	3W	2007-2017 Jeep Wrangler JK	\$65.98 Set of Two
QTE687	Jeep JK Fender Flare Side Marker Lamp	 UPDATED		3.75 x 3 x 2"			
QTE753	39 Inch Rear Window Interior Light Bar Kit	 NEW	Illuminates Your Rear Cargo Area Color Temp: 6000K LEDs: 57 High Powered SMD Diodes Switch: Black On/Off with Amber Halo Operating Voltage: 12VDC Operating Temp: -40°F~140°F Waterproof Rating: IP65 Lens & Housing Material: Poly-Carbonate Est. lifetime: 30,000 Hour Includes: Wire Harness, Switch, T-Taps, Zip Tie, Wire Loom & more!	39"	15W	2018+ Jeep Wrangler JL & 2007-2017 Jeep Wrangler JK	\$131.98
QTE1306						2021 + Ford Bronco Full Size	
QTE1199	Ford Bronco Trail Sight Delete DRL with Sequential Turns & RGB Accenting	 NEW    	Deletes Ford Bronco Trail Sight! Smoked Black PC Lens! Bright White DRL! Sequential Switchback Turn Signals! RGB Accent Lighting! Plug in Play - No Splicing Required DRL/Sequential LEDs: 3528 SMD Operating Voltage: 12VDC Chemical and UV Resistant PC Lens Est. lifetime: 50,000 Hour Compliant: DOT/SAE Marks NO DASH ERRORS or HYPERFLASHING Kit Includes: RGB Wires, RGB Splitter & RGB Key-FOB Remote Controller	14 x 0.75"	DRL: 3W TURNS: 1.5W RGB: 3W	FITS: 2021+ Ford Bronco Full Size DOES NOT FIT: Raptor FUNCTION White DRL, Amber Sequential Turn Signals & RGB Accenting	\$299.98 Set of Two

MODEL NUMBER	MODEL NAME	LENS COLOR	FITS THESE FENDERS	PRODUCT IMAGE	SPECIFICATIONS	SIZE	WATT	FUNCTION	PRICING MSRP
QTE993	Jeep JL/JT Slim DRL Fender Chop Kit	White	2018+ JL Rubicon & 2020+ JT Rubicon, Mojave	 UPDATED	Deletes Lower JL/JT Fender Flares Adds Upper Flare Support Bright White DRL Transparent White PC Lens Smoked Black PC Lens Sequential Turn Signals Amber Side Marker Sequential LEDs: 3528 SMD Operating Voltage: 12VDC Bracket Material: Stamped Steel Lens: Transparent White PC Compliant: DOT/SAE Marks NO Dash Errors or Hyperflashing	9.5 x 0.75"	DRL: 3W Turn: 1.5W Marker: 0.5W	White DRL, Sequential Turn Signal & Amber Side Marker	\$439.98 Set of Two
QTE1043			2018+ JL Sahara, Moab & 2020+ JT Overland, Sport S Max Tow						\$439.98 Set of Two
QTE1058			2018+ JL 2020+ JT Sport/Sport S						\$439.98 Set of Two
QTE1194	Jeep JL/JT Smoked Slim DRL Fender Chop Kit	Smoked Black	2018+ JL Rubicon & 2020+ JT Rubicon, Mojave	 UPDATED	Deletes Lower JL/JT Fender Flares Adds Upper Flare Support Bright White DRL Transparent White PC Lens Smoked Black PC Lens Sequential Turn Signals Amber Side Marker Sequential LEDs: 3528 SMD Operating Voltage: 12VDC Bracket Material: Stamped Steel Lens: Transparent White PC Compliant: DOT/SAE Marks NO Dash Errors or Hyperflashing	9.5 x 0.75"	DRL: 3W Turn: 1.5W Marker: 0.5W	White DRL, Sequential Turn Signal & Amber Side Marker	\$494.98 Set of Two
QTE1300			2018+ JL Sahara, Moab & 2020+ JT Overland, Sport S Max Tow						\$494.98 Set of Two
QTE1302			2018+ JL 2020+ JT Sport/Sport S						\$494.98 Set of Two
QTE1401	Jeep JL/JT Slim DRL Fender Chop Kit with HDX Effects	White	2018+ JL Rubicon & 2020+ JT Rubicon, Mojave	 NEW	Deletes Lower JL/JT Fender Flares Adds Upper Flare Support Bright White DRL Semi Transparent White PC Lens HDX Lighting Technology RGB Accenting Sequential Turn Signals Amber Side Marker Sequential LEDs: 3528 SMD Operating Voltage: 12VDC Bracket Material: Stamped Steel Compliant: DOT/SAE Marks NO Dash Errors or Hyperflashing	9.5 x 0.75"	DRL: 3W Turn: 1.5W Marker: 0.5W HDX: 3W	White DRL, Sequential Turn Signal, HDX Effects, & Amber Side Marker	\$539.98 Set of Two
QTE1402			2018+ JL Sahara, Moab & 2020+ JT Overland, Sport S Max Tow						\$539.98 Set of Two
QTE1403			2018+ JL 2020+ JT Sport/Sport S						\$539.98 Set of Two
QTE1179	Jeep JL/JT Slim DRL Fender Chop Kit with RGB Accent	White	2018+ JL Rubicon & 2020+ JT Rubicon, Mojave	 UPDATED	Deletes Lower JL/JT Fender Flares Adds Upper Flare Support Bright White DRL Semi Transparent White PC Lens HDX Lighting Technology RGB Accenting Sequential Turn Signals Amber Side Marker Sequential LEDs: 3528 SMD Operating Voltage: 12VDC Bracket Material: Stamped Steel Compliant: DOT/SAE Marks NO Dash Errors or Hyperflashing	9.5 x 0.75"	DRL: 3W Turn: 1.5W Marker: 0.5W RGB: 3W	White DRL, Sequential Turn Signal, RGB Accent, & Amber Side Marker	\$527.98 Set of Two
QTE1180			2018+ JL Sahara, Moab & 2020+ JT Overland, Sport S Max Tow						\$527.98 Set of Two
QTE1181			2018+ JL 2020+ JT Sport/Sport S						\$527.98 Set of Two

MODEL NUMBER	MODEL NAME	LENS COLOR	FITS THESE FENDERS	PRODUCT IMAGE	SPECIFICATIONS	SIZE	WATT	FUNCTION	PRICING MSRP
QTE991	Jeep JL/JT Dual Switchback DRL Fender Chop Kit	Clear	2018+ Jeep Wrangler JL Rubicon & 2020+ Jeep Gladiator JT Rubicon, Mojave		Deletes Lower JL/JT Fender Flare Adds Upper Flare Support Two Bright 3 Inch Switchback DRLs Amber Side Marker Lens: Clear PC LEDs: High Power 3528 SMD Operating Voltage: 12VDC Bracket Material: Stamped Steel Compliant: DOT/SAE Marks	9.5 x 1.5"	DRL: 6W Turn: 4W Marker: 0.5W	White DRL, Switchback Turn Signal & Amber Side Marker	\$329.98 Set of Two
QTE1023	Jeep JL/JT Smoked Fender Light	Smoked Black	2018+ Wrangler JL Rubicon, Sahara, Moab & 2020+ Gladiator JT Rubicon, Mojave, Overland & Sport S Max Tow		Smoked Black Lens Bright White DRL Sequential Switchback Turn Signals Amber Side Marker Included Sequential LEDs: 3528 SMD Operating Voltage: 12VDC Housing Material: ABS Plastic Lens: Smoked Poly-Carbonate NO DASH ERRORS or HYPERFLASHING	8x4"	DRL: 3W Turn: 1.5W Marker: 0.5W	White DRL, Amber Sequential Turn Signal, Amber Side Marker	\$335.98 Set of Two
QTE992	Jeep JL/JT Retro-Fit Slim DRL Fender Light	White	2018+ Wrangler JL Rubicon, Sahara, Moab & 2020+ Gladiator JT Rubicon, Mojave, Overland & Sport S Max Tow		Bright White DRL Sequential Switchback Turn Signals Amber Side Marker Powder Coated Black Finish (Or Custom Paint to match) Sequential LEDs: 3528 SMD Operating Voltage: 12VDC Housing Material: Stamped Steel NO DASH ERRORS or HYPERFLASHING	9.5 x 4.25"	DRL: 3W Turn: 1.5W Marker: 0.5W	White DRL, Amber Sequential Turn Signal, Amber Side Marker	\$384.98 Set of Two
QTE956	Jeep JL/JT 3 Inch DRL Fender Light	Clear	2018+ Jeep Wrangler JL, 2020+ Jeep Gladiator JT		Custom Fit into many 2018+ Jeep JL/JT Aftermarket Fenders LEDs: High Power 3528 SMD Lens: Poly-Carbonate Operating Voltage: 12VDC Operating Temp: -40°F~140°F Waterproof Rating: IP67 Housing Material: Aluminum Est. lifetime: 50,000 Hour NO DASH ERRORS or HYPERFLASHING	3"	DRL: 3W Turn: 2W Marker: 0.5W	White DRL, Amber Switchback Turn Signal, Amber Side Marker	\$131.98 Set of Two

SPECS: LED Back Lit
IP65 Rating
Fits Most Existing
Panel Control Dash
Integrates Directly With
the Universal Wire Harness

SWITCH TYPE

CURRENT

PRICING MSRP

2 Way - 5 Pin

20 Amps

\$21.98 per Piece

MODEL
NUMBER

COLORS

PRODUCT IMAGE

MODEL
NUMBER

COLORS

PRODUCT IMAGE

MODEL
NUMBER

COLORS

PRODUCT IMAGE

ROCKER SWITCHES

Dark Side
Lights

QW857
QW858
QW859
QW860

Blue
Green
Red
White



2 Way - 5 Pin \$21.98

Rock Lights

QRS497
QRS652
QRS653
QRS654
QRS655

Amber
Blue
Green
Red
White



2 Way - 5 Pin \$21.98

Panic Button

QW865
QW866
QW867
QW868

Blue
Green
Red
White



2 Way - 5 Pin \$21.98

Zombie

QRS356
QRS313
QRS314
QRS315
QRS316

Amber
Blue
Green
Red
White



2 Way - 5 Pin \$21.98

Ninja Lights

QRS607
QRS676
QRS677
QRS678
QRS679

Amber
Blue
Green
Red
White



2 Way - 5 Pin \$21.98

Beer

QRS488
QRS660
QRS661
QRS662
QRS663

Amber
Blue
Green
Red
White



2 Way - 5 Pin \$21.98

Deer
Lights

QW877
QW878
QW879
QW880

Blue
Green
Red
White



2 Way - 5 Pin \$21.98

Engine Fan

QRS317
QRS318
QRS319
QRS320
QRS437

Amber
Blue
Green
Red
White



2 Way - 5 Pin \$21.98

FU Lights

QW873
QW874
QW875
QW876

Blue
Green
Red
White



2 Way - 5 Pin \$21.98

Sasquatch

QRS357
QRS306
QRS358
QRS307
QRS308

Amber
Blue
Green
Red
White



2 Way - 5 Pin \$21.98

Backup

QRS281
QRS282
QRS283
QRS284
QRS324

Amber
Blue
Green
Red
White



2 Way - 5 Pin \$21.98

Passenger Eject

QRS293
QRS294
QRS295
QRS296
QRS436

Amber
Blue
Green
Red
White



2 Way - 5 Pin \$21.98

Windshield
Lights

QW861
QW862
QW863
QW864

Blue
Green
Red
White



2 Way - 5 Pin \$21.98

Hazard

QRS489
QRS648
QRS649
QRS650
QRS651

Amber
Blue
Green
Red
White



2 Way - 5 Pin \$21.98

Dome Light

QRS269
QRS270
QRS271
QRS272
QRS435

Amber
Blue
Green
Red
White



2 Way - 5 Pin \$21.98

Flux Capacitor

QRS289
QRS290
QRS291
QRS292
QRS438

Amber
Blue
Green
Red
White



2 Way - 5 Pin \$21.98

Alien Lights

QRS499
QRS664
QRS665
QRS666
QRS667

Amber
Blue
Green
Red
White



2 Way - 5 Pin \$21.98

Rear Lights

QRS593
QRS668
QRS669
QRS670
QRS671

Amber
Blue
Green
Red
White



2 Way - 5 Pin \$21.98

MODEL NUMBER		COLORS	PRODUCT IMAGE		MODEL NUMBER		COLORS	PRODUCT IMAGE		MODEL NUMBER		COLORS	PRODUCT IMAGE		
Nitrous	QRS277	Amber			Wench Power	QRS285	Amber			Chicken Lights	QRS276	Amber			
	QRS278	Blue				QRS286	Blue				QRS273	Blue			
	QRS279	Green				QRS287	Green				QRS274	Green			
	QRS280	Red				QRS288	Red				QRS440	Red			
	QRS325	White				QRS439	White				QRS275	White			
Auxiliary Lights	QRS696	Blue	2 Way - 5 Pin	\$21.98	Whip Lights	QRS688	Blue	2 Way - 5 Pin	\$21.98	Party Lights	QRS623	Amber	2 Way - 5 Pin	\$21.98	
	QRS697	Green				QRS689	Green				QRS700	Blue			
	QRS698	Red				QRS690	Red				QRS701	Green			
	QRS699	White				QRS691	White				QRS702	Red			
											QRS703	White			
LED Fog Lights	QRS614	Amber			Stereo	QRS621	Amber			Apocalypse	QRS354	Amber			
	QRS656	Blue				QRS680	Blue				QRS303	Blue			
	QRS657	Green				QRS681	Green				QRS355	Green			
	QRS658	Red				QRS682	Red				QRS304	Red			
	QRS659	White				QRS683	White				QRS305	White			
Burp	QW869	Blue	2 Way - 5 Pin	\$21.98	Bunny Buners	QRS692	Blue	2 Way - 5 Pin	\$21.98	Whips	QRS708	Blue	2 Way - 5 Pin	\$21.98	
	QW870	Green				QRS693	Green				QRS709	Green			
	QW871	Red				QRS694	Red				QRS710	Red			
	QW872	White				QRS695	White				QRS711	White			
USB		QRS624 QRS704 QRS705 QRS706 QRS707	Amber Blue Green Red White		\$21.98 2 Pin	USB Specs Input Voltage: 12VDC Output Voltage: DC 3.1A USB Ports: Dual Ports									
LED Light Bar	QRS297 QRS298 QRS353 QRS299 QRS300	Amber Blue Green Red White		LED Back Lit IP65 Rating Fits Most Existing Panel Control Dash Integrates Directly With the Universal Wire Harness	20 Amps	2 Way - 5 Pin		\$21.98							
	QRS373 QRS372	Red White				3 Way - 7 Pin		\$21.98							
Red Square	QRS312	Red				2 Way - 3 Pin		\$21.98							

FLUSH MOUNT & TOGGLE LED SWITCHES








FLUSH MOUNT & TOGGLE SWITCHES

TYPE	MODEL NUMBER	COLORS	PRODUCT IMAGE	SPECIFICATIONS	CURRENT	SWITCH TYPE	PRICING MSRP
ON / OFF	QRS716	Black / Amber	    	Bright Glowing LED Ring Choose Between On/Off and Momentary Mounts Flush Durable Finish Chrome or Black Face Pre-Wired Quick Connector Rating 5A @12VDC IP65 Protection Requires 19mm Hole Lifetime: 40,000hrs	5 Amps	5 Pin	\$16.48
	QRS717	Black / Blue			5 Amps	5 Pin	\$16.48
	QRS718	Black / Green			5 Amps	5 Pin	\$16.48
	QRS719	Black / Red			5 Amps	5 Pin	\$16.48
	QRS720	Black / White			5 Amps	5 Pin	\$16.48
MOMENTARY	QRS726	Black / Amber	    	PRE-WIRED CONNECTOR 	5 Amps	5 Pin	\$16.48
	QRS727	Black / Blue			5 Amps	5 Pin	\$16.48
	QRS728	Black / Green			5 Amps	5 Pin	\$16.48
	QRS729	Black / Red			5 Amps	5 Pin	\$16.48
	QRS730	Black / White			5 Amps	5 Pin	\$16.48
ON / OFF	QRS721	Chrome / Amber	    	PRE-WIRED CONNECTOR 	5 Amps	5 Pin	\$16.48
	QRS722	Chrome / Blue			5 Amps	5 Pin	\$16.48
	QRS723	Chrome / Green			5 Amps	5 Pin	\$16.48
	QRS724	Chrome / Red			5 Amps	5 Pin	\$16.48
	QRS725	Chrome / White			5 Amps	5 Pin	\$16.48
MOMENTARY	QRS731	Chrome / Amber	    	PRE-WIRED CONNECTOR 	5 Amps	5 Pin	\$16.48
	QRS732	Chrome / Blue			5 Amps	5 Pin	\$16.48
	QRS733	Chrome / Green			5 Amps	5 Pin	\$16.48
	QRS734	Chrome / Red			5 Amps	5 Pin	\$16.48
	QRS735	Chrome / White			5 Amps	5 Pin	\$16.48

TOGGLE SWITCH

Toggle Switch	QTS321 QTS310 QTS309 QTS322 QTS323	Amber Blue Green Red White		Type: Pilot LED Toggle Switch Pin: 3 pin Non Waterproof	20 Amps	3 Pin	\$10.98
---------------	--	--	--	--	---------	-------	---------



MODEL NUMBER	PRODUCT NAME	PRODUCT IMAGE	SPECIFICATIONS	FUSE	PRICING MSRP
QWH1031	RGB Accent Wire Harness	 NEW	Heavy Duty 14 & 18 Gauge Wires, 40 Amp 12VDC Relays (x2) Inline Rocker Switch with 6 Foot Wires IP67 Rated RGB Controller with Key-FOB Remote Waterproof RGB (x2) and Duetsch Connectors (x2) 8 Foot Wires to Connect RGB Accent Work Lights/PODs (x2)	5A + 30A	\$109.98
QWH169	Basic Wire Harness	 UPDATED	Built with 7.5' long High Quality Wires Terminals to connect your switch (switch not included) Open ended legs for quick splice connection Rated for 1 or 2 Work Lights under 10A/12VDC	10A	\$32.98
QWH075	Universal Wire Harness		High Quality Toggle Switch Inline 40 Amp 12VDC Relay Waterproof Quick Connections Two Connection Legs Rated For Small to Medium Light Bars and Work Lights	30A	\$54.98
QWH105	Dual Color Wire Harness	 NEW	Heavy Duty 14 Gauge Wires Two 40 Amp 12VDC Relays Inline Rocker Switch 10+ Foot Wires to Connect Dual Color Light Bar	30A	\$54.98
QWH367	Remote Control Wire Harness		Heavy Duty 14 Gauge Wires 40 Amp 12VDC Relay Metal/Plastic KEY FOB remote control On/Off/Flashing/SOS function Deutsch Connectors with Pigtail Ends	30A	\$103.38
QWH228	Pro Wire Harness		High Power 12 Gauge Wires High Quality LED Toggle Switch Two Inline 40 Amp 12VDC Relay Waterproof Quick Connections Two Connection Legs Rated for 300W	TWO 30A	\$109.98
QW1290	Polaris RZR Tail Light Power Harness Adapter	 NEW	Quickly install Whip Lights or other low wattage lights Plug-and-play Design. No cutting original wires needed Waterproof Quick Connections Fits: 2015-2023 Polaris RZR 900/1000, XP 1000, Ranger & General	X	\$19.98

Expect more control of your LED lights with Quake LED's new Command Series Controllers. Have you ever thought about increasing your vehicle safety by adding more Brake Lights, Turn Signals or Hazards to warn others of danger ahead? How about wishing your vehicle had a bright White Courtesy light while unlocking the door or locating your vehicle in a parking lot at night? Tired of using multiple remote controls instead of one for all your different RGB Accent Lights? What about quickly installing up to 8 LED lights? Not easy, right? Easily connect eight lights to our simple, 60A/12VDC controller with one screwdriver and leave the dirty wiring fabrication to us. Pick and choose from our family of LED Lights and look for Quake LED lights that are Plug and Play with our Quake Interlock and Quake Quad-Lock Pro controllers. Look for these icons to quickly find what you are looking for and build that show winning vehicle you have always dreamed of!



Quad-Lock Pro is a powerful, multi-zone controller that connects to any Quake LED RGB Accent Light or RGB Rock Light and transforms otherwise road-illegal accent lights into road-legal Turn Signals, Hazards, Brake Lights, Amber DRL and White Courtesy while retaining its original, off-road RGB accent features.

	COURTESY LIGHTS	RGB ACCENT LIGHTS	PASSENGER TURN SIGNAL	DRIVERS TURN SIGNAL	HAZARD LIGHTS	BRAKES
FRONT CHANNEL						
REAR CHANNEL						
WHEEL WELLS (SIGNAL SIDE SHOWN)						
	FRONT REAR	FRONT REAR	FRONT REAR	FRONT REAR	FRONT REAR	FRONT REAR



Quake Interlock is our dual zone controller that transforms any Quake LED RGB Accent light into Amber DRL, Turn Signals, Hazards and White Courtesy lights.

	COURTESY LIGHTS	AMBER DRL	PASSENGER TURN SIGNAL	DRIVERS TURN SIGNAL	HAZARD LIGHTS
FRONT CHANNEL					
REAR CHANNEL					
WHEEL WELLS (SIGNAL SIDE SHOWN)					
	FRONT REAR	FRONT REAR	FRONT REAR	FRONT REAR	FRONT REAR



TXS Light Bar Technology transforms your RGB Accent light bar into dual RGB zones which allows the adaptation of left and right turn signals into your otherwise single zone accent light bar. Look for light bars that have TXS Technology if you wish to add light bar turn signals.

RGB ACCENT LIGHTS ON



RGB ACCENT LIGHTS OFF



DRIVERS TURN SIGNAL



DRIVERS TURN SIGNAL








PASS. TURN SIGNAL



PASS. TURN SIGNAL




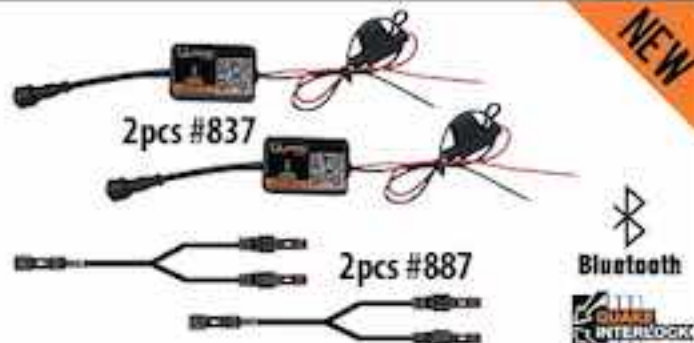


DISCLAIMER: ACCENT COLORS ARE FOR OFF-ROAD USE ONLY! CHECK YOUR LOCAL STATE LAWS BEFORE USING ACCENT COLOR OR FLASHING FEATURES. USE ACCENT COLORS AT YOUR OWN RISK.

MODEL NUMBER	PRODUCT NAME	PRODUCT IMAGE	SPECIFICATIONS	POWER	VOLTAGE	FITS	PRICING MSRP
QUIC810	Quake Interlock Kit	 <p>NEW</p> <p>LIGHTS ARE NOT INCLUDED</p>	<p>Amber DRL, Turn Signals, Hazards & White Courtesy Controller</p> <p>Easily install to vehicle's existing wiring</p> <p>2 Channels to easily connect to Quake LED's Interlock Ready LED lights</p> <p>IP68 Waterproof Wire Connectors</p> <p>Kit Includes:</p> <p>1pc Quake Interlock Controller</p> <p>2pcs 1 to 4, RGB Splitters</p> <p>2pcs 9' and 2pcs 6' RGB Extension Wire</p>	20 Watt x 2	10-13.8 VDC	<p>QUU528, QUU527, QUU526, QUU525, QUU524, QUU523, QUUA473, QUUA472, QUUA470, QUUA469, QUUA467, QSE531, QSE530, QFR795, QFR794, QFR793, QFR796, QTE903, QTE904, QTE769, QTE770, QTE771, QTE751, QTE750, QTE797, QAK094, QSL200, QW824, QW825, QW468, QW826, QW529, QW827, QW833, QW834, QSL907, QSL908, QSL909, QTE686</p>	<p>\$164.98</p> <p>(LED Lights are not included in kit)</p>
QUIC765	 <p>Quake Quad-Lock Pro Kit</p>	 <p>NEW</p> <p>LIGHTS ARE NOT INCLUDED</p> <p>DISCLAIMER: ACCENT COLORS ARE FOR OFF-ROAD USE ONLY! CHECK YOUR LOCAL STATE LAWS BEFORE USING ACCENT COLOR OR FLASHING FEATURES. USE ACCENT COLORS AT YOUR OWN RISK.</p>	<p>RGB Accent, Turn Signals, Hazards, White Courtesy, and Brake Light Controller</p> <p>5 Input Signal wires to trigger lights</p> <p>10 Output Channels to connect RGB lights</p> <p>Connect up to 3pcs rock lights per channel</p> <p>IP68 Waterproof Wire Connectors</p> <p>Aluminum Case with mounting holes</p> <p>Off-Road durable wire construction</p> <p>Install to vehicle's existing wiring</p> <p>Kit Includes:</p> <p>1pc Quake Quad-Lock Pro Controller</p> <p>2pcs 1 to 4, RGB Splitters</p> <p>2pcs 9' and 2pcs 6' RGB Extension Wire</p>	25 Watt x 5	10-13.8 VDC	<p>QTL923, QTL924 (Quad-Lock Pro only)</p> <p>DISCLAIMER: ACCENT COLORS ARE FOR OFF-ROAD USE ONLY! CHECK YOUR LOCAL STATE LAWS BEFORE USING ACCENT COLOR OR FLASHING FEATURES. USE ACCENT COLORS AT YOUR OWN RISK.</p>	<p>\$359.98</p> <p>(LED Lights are not included in kit)</p>
QUIC798	Universal 60A 8 LED Light Controller	 <p>NEW</p> <p>LIGHTS ARE NOT INCLUDED</p>	<p>Inline 60amp fuse with Heavy Gauge wires</p> <p>Connect 8 Work Lights or Light Bars to 8 Output Ports: 20A, 15A, 7.5A, 5A, 5A, 3.5A, 2.5A, 1.5A.</p> <p>Remote Control with Visor Clip</p> <p>All LED ON or All LED OFF buttons</p>	60AMP/ 12VDC	12-30 VDC	Easily connects to all standard 2 wire (POS & NEG) 12VDC LED lights or other 12VDC accessory	<p>\$143.98</p> <p>(LED Lights are not included in kit)</p>
QUIC768	Jeep Wrangler JK Overhead 6 LED Light Controller	 <p>UPDATED</p> <p>LIGHTS ARE NOT INCLUDED</p>	<p>Overhead Rocker Switch Control Panel Kit</p> <p>Connect 6 Work Lights or Light Bars</p> <p>Dual LED Digital Voltage Meters</p> <p>6x LED Indicator lamps on Relay Box</p> <p>Inline 80amp Circuit Breaker</p> <p>6x Relays (SPST 100amp), 2x ATO Fuses (30amp), 4x ATO Fuses (20amp)</p>	80AMP/ 12VDC	12VDC	JEEP Wrangler JK 2009-2018	<p>\$329.98</p> <p>(LED Lights are not included in kit)</p>




RGB BLUETOOTH, RGB INLINE & RGB KEY-FOB CONTROLLERS


RGB CONTROLLERS

MODEL NUMBER	PRODUCT NAME	LENGTH	PRODUCT IMAGE	FITS	SPECIFICATIONS	PRICING MSRP
QAK487	RGB Remote Controller	14" Power Wire 8" RGB Wire Max: 50 Watt Input: 12VDC		QUAKE LED RGB ACCENT LIGHTS	Connect and Play simplicity 17 Function/15 Static Colors, 4 level Dimming, Adj. Brightness & Speeds 4 Button Metal/Plastic KEY FOB	\$54.98
QW881	RGB Inline Controller	20" Overall		QUAKE LED RGB ACCENT LIGHTS	Use with Single RGB Whip Lights Quickly and easily replace your lost controller 4pin Waterproof RGB Male & Female Connectors	\$11.98
QW837	RGB Bluetooth Controller	14" Power Wire 8" RGB Wire Max: 50 Watt Input: 12VDC		QUAKE LED RGB ACCENT LIGHTS	Plug and Play Controller to control your RGB Whip Lights by Android or iPhone App Color, Music, Timer and DIY options IP68 screw type connectors	\$42.88
QW950	Interlock RGB Bluetooth Upgrade Kit	14" Power Wire 8" RGB Wire Max: 50 Watt Input: 12VDC 20" Y-Splitter		QUAKE LED RGB ACCENT LIGHTS	Add more lighting channels to your vehicle Plug and Play Controllers to control your RGB Accent Lights by Android or iPhone App Color, Music, Timer and DIY options Special 1 to 2 Y Splitter for Interlock IP68 screw type connectors	\$109.98

LED LIGHTS & CONTROLLER POWER WIRES

RGB POWER WIRES

QW921	14AWG Power Wire	11.5' Overall		Fits: All 180 Watt and above Quake LED Light Bars	High to Medium Wattage light bars	\$15.38
QW922	18AWG Power Wire	11.5' Overall		Fits: All 120 Watt and below Quake LED Light Bars	Medium to Low Wattage light bars	\$13.73
QW832	Whip Light Power Cord	6 Foot		Fits: RGB Whip Lights, HD Whip Lights, RGB CB Antenna, HD CB Antenna	Increase power wire length 12VDC Voltage IP68 screw type connectors	\$10.98
QW854		12 Foot				\$15.38

MODEL NUMBER	MODEL NAME	LENGTH	PRODUCT IMAGE	FITS	SPECIFICATIONS	PRICING MSRP
QW883	Single HD 316 Effects Inline Controller	20" Overall		All HD Whip Lights	Use with Single HD Whip Lights Quickly and easily replace your lost controller 316 Lighting Effects with Inline Controller 3 pin Waterproof RGB Male & Female connectors 12V DC Voltage Only (NOTE: Cannot split wires for Dual HD Whip Light use)	\$34.08
QW855	Dual HD 316 Effects RF Controller	11" Length Power Side, 44" Length Each Leg Side		All HD Whip Lights	Connect two HD Whip Lights to your HD controller Two 44" legs to connect Dual HD Whips 316 Lighting Effects with 17 Key Remote Control 3 pin Waterproof RGB Male & Female connectors 12V DC Voltage Only (NOTE: Cannot further extend wires or split wires)	\$40.68
QW856	HD 200 Effects Bluetooth Controller	44" Length Each Leg		All HD Whip Lights	Android or iPhone App Controller 200 Super Advanced Lighting Effects Use with Single or Dual HD Whip Lights Two 44" legs to connect to Dual HD Whips 12V DC Voltage Only Includes Power Cord & Screwdriver (NOTE: Cannot further extend or split HD wires)	\$76.98
QW781-4	HD Headlight & HD Fog Light Controller	Connect 4 HD Lights, 62" Each Leg		QTE915, QTE914, QTE781, QTE902, QTE905, QTE916, QTE809	121 Highly Advanced Lighting Effects Replacement HD Bluetooth Controller Two (2) and Four (4) RGB wire options iOS and Android compatible Music mode, Flashing function, and Brightness/Speed Control 12V DC Operating Voltage (NOTE: Cannot extend wires. Will not work with other HD products)	\$76.98
QW781-2		Connect 2 HD Lights, 62" Each Leg				\$38.48

411 DIFFERENT TYPES of RGB & HD/HDX CONNECTORS





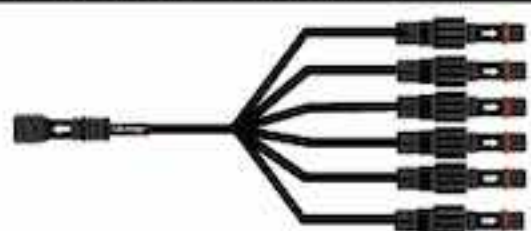







Outdoor use
HD/HDX 3 PIN Waterproof Connector
Rating: IP68
RGB 4 PIN Waterproof Connector

Indoor use only
HD 3 PIN LC4 Connector
Rating: IP20
RGB 4 PIN LC4 Connector

Indoor use only
HD 3 PIN RGB Connector
Rating: IP20
RGB 4 PIN RGB Connector

RGB EXTENSION, RGB SPLITTER & RGB ADAPTER WIRES

RGB EXTENSIONS, SPLITTERS, ADAPTERS







MODEL NUMBER	PRODUCT NAME	LENGTH	PRODUCT IMAGE	FITS	SPECIFICATIONS	PRICING MSRP
QW887	1 to 2, 4PIN RGB Splitter	20" Overall		Quad Lock Pro + Quake Interlock Compatible Lights + RGB Accent Lights	Split one channel to add more lights!	\$13.74
QW838		48" Overall				\$17.58
QW888	1 to 4, 4PIN RGB Splitter	20" Overall				\$15.39
QW888-2	1 to 4, 4PIN RGB Splitter	118" Overall	 NEW Perfect for quad headlights			\$23.98
QW889	1 to 6, 4PIN RGB Splitter	20" Overall				\$16.49
QW891	4PIN RGB Extension Wires	15'		Extension Wires available in different lengths Perfect for all vehicles and builds IP68 screw type connectors 12VDC Voltage		\$15.94
QW892		9'				\$13.74
QW893		6'				\$12.64
QW894		3'				\$11.54
QW839		2'				\$12.08
QW1195	4PIN RGBW Extension Wire	6'	 NEW	RGBW Rock Lights QTL1035, QTL1036	Fits RGBW Rock Lights! Perfect for all vehicles and builds IP68 screw type connectors 12VDC Voltage	\$13.74
QW841	4PIN RGB Easy Link Adaptor	12" Overall		All Quake LED RGB Accent Lights	Connect 6 different RGB connectors 4pin Waterproof RGB Male + Female, 4pin LC4 Male + Female, 4pin Non-Waterproof Male/Female (remove RGB 4pin male pins to access female)	\$14.28


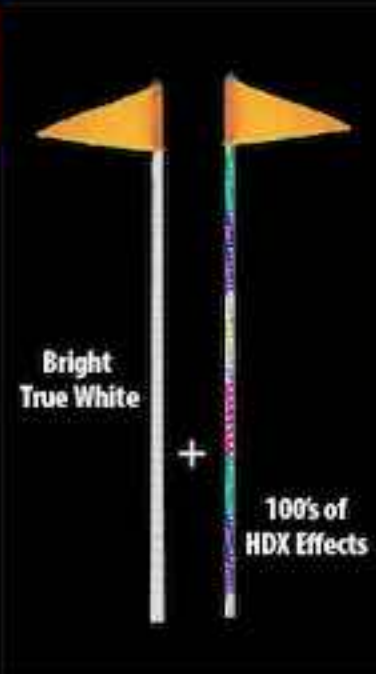






MODEL NUMBER	PRODUCT NAME	PRODUCT IMAGE	SPECIFICATIONS	POWER	VOLTAGE	LIGHT SOURCE	LENGTH	PRICING MSRP
QSL748	Red LED Strip Lighting		20 Ultra Bright LED/Foot Can be cut every 3 LED intervals Black PCB color IP68 Rated Waterproof Waterproof connectors on both ends Entire strip has adhesive backing (Pure White LED is 5.5K-6.5K)	64 WATT	12VDC	5050	16 Feet	\$131.99
QSL749	Amber LED Strip Lighting			64 WATT				
QSL149	White LED Strip Lighting			28.8 WATT				
QSL491	HD LED Strip Lighting		Color HD Light technology Compatible with HD Whip Lights 14 Ultra Bright LEDs per Foot Strip is 1/2" wide and 1/10" thick IP68 Rated Waterproof Includes HD RGB Controller #QSL490	51 WATT	12VDC	5050	16 Feet	\$219.98
QSL490	HD RGB Controller		133 Function Controller for Quake LED HD Strip Light Connect multiple 16 foot rolls and control with one remote	Draws 1.8 Amp per strip	12VDC			\$43.98
QSL200	RGB LED Strip Lighting KIT		Kit includes: 16' LED Strip, Splitters, & KEY-FOB Controller (LED Specs below)	72 Watt	12VDC	5050	16 Feet	\$164.98
QSL909	RGB LED Strip Lighting SINGLES		18 Ultra Bright Diodes per Foot 3M Adhesive Tape IP68 Rated Waterproof Connect to an Interlock or Quad-Lock Pro RGB Controller for Optimum Control (Controller sold separately)	36 Watt	12VDC	5050	8 Feet	\$82.48 Single Unit
QSL908			18 Watt	4 Feet			\$49.48 Single Unit	
QSL907			9 Watt	2 Feet			\$27.48 Single Unit	

Controller NOT included

STRIP LIGHTING


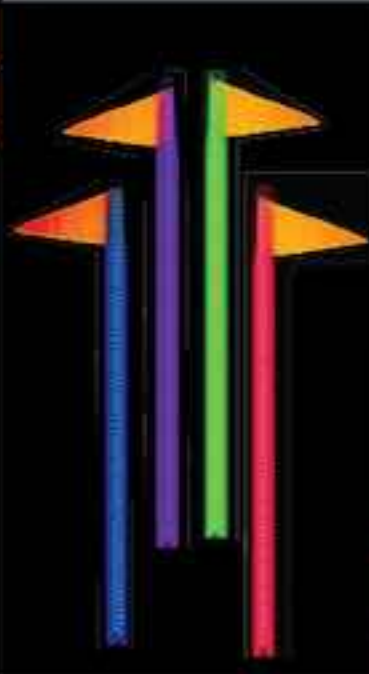




Controller NOT included

MODEL NUMBER	PRODUCT NAME	INTER-LOCKABLE	PRODUCT IMAGE	SPECIFICATIONS	WATT	VOLTAGE	LIGHT SOURCE	WIRE LENGTH	PRICING MSRP
QTL441	4pcs White Rock Light Kit	X	 UPDATED	4 Ultra Bright Pods per Kit 3pc Cree LED per Pod 540 Lumens per Pod IP68 Rated Waterproof	36W	10-30VDC	CREE LED	13 Feet	\$109.99
QTL1035	4pcs RGBW Rock Lights	X	 NEW	High Power RGBW Pods 6pcs RGB SMD LED per Pod 1pc White SMD LED per Pod 670 Lumens RGB, 540 Lumens WHITE IP68 Rated Waterproof Includes Bluetooth RGB Controller NOT QUAD-LOCK PRO Compatible	44W	10-30VDC	High Power SMD	10 Feet	\$219.98
QTL1036	8pcs RGBW Rock Lights				88W				\$384.98
QTL766	4pcs RGB Rock Light Kit	Quad Lock Pro	 Bluetooth	High Power RGB Diodes per Pod 540 Lumens per Pod IP68 Rated Waterproof Quad Lock Pro Compatible	36W	10-30VDC	CREE LED	12 Feet	\$164.98
QTL767	8pcs RGB Rock Light Kit				72W				\$318.98
QTL923	4pcs RGB Rock Lights			Note: #QTL766/767 Includes RGB Controller #QTL923/924 NO RGB Controller!	36W				\$142.98 NO Controller!
QTL924	8pcs RGB Rock Lights				72W				\$285.98 NO Controller!
QAK1405	HDX Engine Bay Accent Light Kit	X	 NEW	Light Up Your Engine Bay With This 4PC LED Accent Strips Kit! 2pcs - 32" (80cm) Side Engine Bay, 1pc - 48" (120cm) Front Engine Bay, 1pc - 48" (120cm) Rear Engine Bay, 1pc 4 Wire Splitter & 12pcs Zip Ties, Controller & Remote	44W	12VDC	5050 SMD	Multi	\$229.98
QAK1406	RGB Engine Bay Accent Light Kit	Quad Lock Pro + Interlock	 NEW	NOTE - QAK1406: Quad Lock Pro or Interlock Controller Compatible!	44W	12VDC	5050 SMD	Multi	\$209.98
QAK094	RGB Accent Light Kit	Quad Lock Pro + Interlock	 UPDATED	Quad Lock Pro + Interlock Compatible 4-Button Wireless RF Remote 4pcs - 4" (10cm) & 4pcs - 8" (20cm) & 2pcs - 12" (30cm) LED Accent Strips, 1pc 10 Wire Splitter, 12pcs Zip Ties Includes: RGB Controller	24W	12VDC	5050 SMD	Multi	\$164.18

MODEL NUMBER	MODEL NAME	LENGTH	PRODUCT IMAGE	PHOTO	SPECIFICATIONS	PRICING MSRP
QW1416 QW1417	HDX Whip Light	2 Foot			NEW Ultra Bright Color HDX LED Technology True Bright White LED Diodes 100's of Amazing HDX Lighting Effects In-Line Receiver with RF Remote Control Heavy Duty Shock Spring IP67 Waterproof High Visibility Orange Flag 1FT Connector Wire to Controller 7FT Controller to Battery Power Cord IP68 Waterproof Connectors Dual HD Whip Kits include our specially programmed inline controller and Y-splitter NOTE: CANNOT split the normal Single HDX inline controller to control two HDX Whip Lights	Single \$183.98 Dual \$355.98
QW1418 QW1419		4 Foot				Single \$231.98 Dual \$448.98
QW1420 QW1421		6 Foot				Single \$283.98 Dual \$549.98
QW1422	HDX CB Antenna	3 Foot			Same as above specs + 27MHZ Frequency 100 Watt Max Power 2.15DB Gain Tunable Technology Ground Plane Design Includes: SO-239 Connector & Spring	Single \$229.98
QW1423		4 Foot				Single \$246.98
QW1424	HDX Radio Stubby Antenna	14 Inches			HDX Replacement Antenna Ultra Bright Color HDX LED Technology 14" Length is Perfect For Trail Riding Same Great Reception as Stock Antenna Includes: Additional Threaded Rod Adaptors	Single \$171.98
QW830 QW835	Whip Light Release	2" (50mm)		Fits: RGB + HDX + HDX Whip Lights	Tool-Free on/off whip light design Durable Chrome Polish finish Does not fit RGB, HD or HDX CB Antenna	Single \$32.98 Double \$43.98
QW831	Heavy Duty Shock Spring	3" (75mm)		Fits: RGB + HDX + HDX Whip Lights	Protects whip light, mount and vehicle Durable Chrome Polish finish Does not fit RGB, HD or HDX CB Antenna	\$21.98


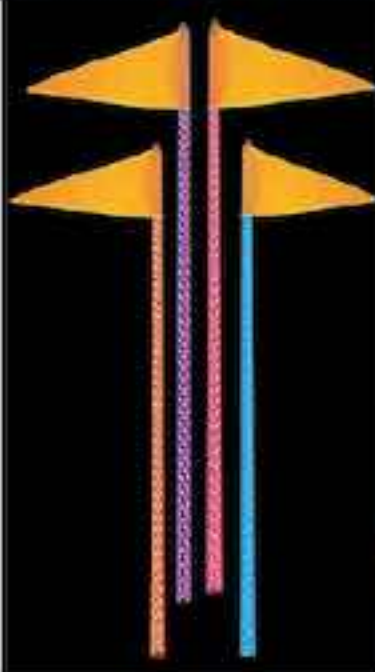




"GLOW STIXXS" LED RGB WHIP LIGHTS & CB/FM RADIO LED RGB ANTENNAS

WHIP LIGHTS, CB/AM/FM ANTENNAS

MODEL NUMBER	MODEL NAME	LENGTH	PRODUCT IMAGE	PHOTO	SPECIFICATIONS	PRICING MSRP
QW1407 QW1408	"GLOW STIXXS" RGB Whip Light	2 Foot			NEW Insanely Bright Color PRO+ LED Technology! 40% Brighter than Standard RGB Whip Lights! Uniform 360Deg Illumination! (Less Hot Spots) 20 Static Colors with 8 Brightness levels 17 Function In-Line Controller IP67 Waterproof Whip Light 1FT Connector Wire to Controller 7FT Controller to Battery Power Cord IP68 Waterproof connectors Includes: Heavy Duty Shock Spring, High Visibility Orange Flag & Mounting Hardware Quad-Lock Pro + Interlock Compatible (Dual RGB's include 1 inline controller + Y Splitter)	Single \$136.98 Dual \$261.98
QW1409 QW1410		4 Foot				Single \$159.98 Dual \$307.88
QW1411 QW1412		6 Foot				Single \$185.98 Dual \$359.98
QW1413	"GLOW STIXXS" RGB CB Antenna	3 Foot			Same as above LED specs + 27MHZ Frequency 100 Watt Max Power 2.15DB Gain Tunable Technology Ground Plane Design Includes: 50-239 Connector & Spring	Single \$159.98
QW1414		4 Foot				Single \$171.98
QW1415	"GLOW STIXXS" Radio LED RGB Stubby Antenna	14 Inches			Same as above LED specs + RGB LED Replacement Antenna 14" Length is Perfect For Trail Riding Same Great Reception as Stock Antenna Quad-Lock Pro + Interlock Compatible Includes: Additional Threaded Rod Adaptors	Single \$145.98



LED RGB WHIP LIGHTS & CB/FM RADIO LED RGB ANTENNAS

MODEL NUMBER	MODEL NAME	LENGTH	PRODUCT IMAGE	PHOTO	SPECIFICATIONS	PRICING MSRP
QW824 QW825	RGB Whip Light	2 Foot			<p>Ultra Bright Color Pro LED Technology 20 Static Colors with 8 Brightness levels 17 Function In-Line Controller IP67 Waterproof Whip Light 1FT Connector Wire to Controller 7FT Controller to Battery Power Cord IP68 Waterproof connectors Includes: Heavy Duty Shock Spring, High Visibility Orange Flag & Mounting Hardware</p> <p>Quad-Lock Pro + Interlock Compatible (Dual RGB's include 1 inline controller + Y Splitter)</p>	Single \$131.98 Dual \$252.98
QW468 QW826		4 Foot				Single \$153.98 Dual \$295.88
QW529 QW827		6 Foot				Single \$175.98 Dual \$340.98
QW833	RGB CB Antenna	3 Foot			<p>Same as above specs + 27MHZ Frequency 2.15DB Gain 100 Watt Max Power Tunable Technology Ground Plane Design Includes: S0-239 Connector & Spring</p>	Single \$153.98
QW834		4 Foot				Single \$164.98
QW918	Radio LED RGB Stubby Antenna	14 Inches			<p>RGB LED Replacement Antenna Ultra Bright Color Pro RGB LED Technology 14" Length is Perfect For Trail Riding Same Great Reception as Stock Antenna Quad-Lock Pro + Interlock Compatible Includes: Additional Threaded Rod Adaptors</p>	Single \$142.98





WHAT'S THE DIFFERENCE BETWEEN RGB, RGBW AND HDX?

Quake LED is proud to offer three types of RGB LED technology: standard RGB, RGBW and HDX. RGB lights have all the LEDs connected in unison so they act like one huge tri-color LED; you can't control the individual diode colors, but you can set the entire strip to any color you want. RGBW works the same way but with an additional white diode that pumps out a pure white beam so you can have either awesome colors or straight white light. The HDX lights work in a different way. There is a special chip for each LED, so to use the strip you have to send digitally coded data to each chip. This means you can control each LED color individually to determine which diodes will be on or off to create a variety of patterns and colors. Pretty tech, right?

CAN I SPLIT AN RGB, RGBW OR HDX WIRE INTO FOUR WIRES TO POWER FOUR DIFFERENT LIGHTS?












In theory you could, but it's not as simple as that. RGB, RGBW and HDX controllers have to be capable of sending enough power to turn on the LEDs. So the more LEDs you use in the product, the more power it needs. Longer wires need more power than shorter wires as well. RGB wires are composed of four thin individual wires that send power to each LED. If one of the individual wires to a certain light is not cut and spliced correctly, it's highly possible that the LED would either not turn on at all or turn on the incorrect color. The end result might be that your left light displays red and the right light displays blue. Not cool, right?













WHY SO MANY DIFFERENT TYPES OF RGB, RGBW AND HDX CONNECTORS ON THE MARKET ?

There are many types of RGB, RGBW and HDX connectors used in the industry, but there is no industry standard for which connector should be used. You can imagine the chaos that this creates. Some connectors are waterproof while others aren't. Some connectors are easy to break while others are more durable. Many of our competitors use low quality indoor lighting connectors and call it a day. Ever tried to push a wooden peg through a square hole? Not easy, right? Well it's the same with connectors. One brand's connector might look the same as another but many times they won't fit together and if they do, you also need to be sure they wired all four wires the same. Good luck with that one! At Quake LED, we are off-road enthusiasts who understand the difficulty sometimes associated with trying to build a trophy vehicle when you have multiple types of lighting and rough riding conditions to consider. Quake LED currently uses one type of waterproof RGB, RGBW or HDX connectors for each technology across our entire line!

WHAT DO INLINE, RF AND BLUETOOTH MEAN?

Our RGB, RGBW and HDX controllers are controlled in one of three ways. Inline controllers are connected directly to your lighting system's wiring. Adjustments to the lights are accomplished by pushing a button on your inline controller. RF stands for radio frequency and the remote uses radio waves to communicate with the receiver on your lighting system. Bluetooth uses your phone to communicate with the lighting system. This means you can control the LED colors and the effects of your RGB, RGBW or HDX LEDs all from a special app on your smart phone (tablet, iPad, etc.).











MODEL NUMBER	PRODUCT IMAGE	USAGE	PRODUCT NAME	SPECIFICATIONS	VEHICLE FITMENT	PRICING MSRP
QBJ913	 UPDATED		Dual Pod & 52" Single/Double Light Bar, Cowl Mount Jeep JL Bracket	Mounts with Existing Jeep Cowl Nuts Included Longer Bolts and Spacers Reinforced Welded Steel Waterproof Black Powder Coat Finish	2018+ JL 2020+ JT	\$95.98 Set of Two
QBJ1304					'20+ Mojave Gladiator JT	
QBJ945	 UPDATED	QBJ945	52" Single/Double Row Light Bar, A-Pillar Jeep JL Bracket	Mounts with Existing Jeep Windshield Nuts Included Longer Bolts and Spacers Reinforced Welded Steel Waterproof Black Powder Coat Finish	2018+ JL 2020+ JT	\$191.98 Set of Two
QBJ1028		QBJ1028	Dual Pods, 52" Roof Light Bar + 52" Hood Light Bar A-Pillar/Cowl Mount Jeep JL Bracket	Mounts with Existing Jeep Cowl Nuts Included Longer Bolts and Spacers Reinforced Welded Steel Waterproof Black Powder Coat Finish	2018+ JL 2020+ JT	\$252.98 Set of Two
QBJ1303					'20+ Mojave Gladiator JT	
QBJ944			52" Single/Double Row Light Bar, Cowl Mount Jeep JL Bracket	Mounts with Existing Jeep Cowl Nuts Included Longer Bolts and Spacers Reinforced Welded Steel Waterproof Black Powder Coat Finish		\$47.98 Set of Two
QBJ371			Dual Pod & 42" Single/Double Row Light Bar, Cowl Mount Jeep JL Bracket	Mounts with Existing Jeep Cowl Nuts Included Longer Bolts and Spacers Reinforced Welded Steel Waterproof Black Powder Coat Finish	2018 + up Jeep Wrangler JL and	\$87.98 Set of Two
QBJ532			Dual Pod & 20" Single/Double Row Light Bar, Hood Hinge Mount Jeep JL Bracket	Mounts with Existing Jeep Hood Hinge Nuts Included Longer Bolts and Pads Reinforced Welded Steel Waterproof Black Powder Coat Finish	2020 + up Jeep Gladiator JT	\$87.98 Set of Two
QBJ899			Rotatable 8" Single/Double Row Light Bar, Hood Hinge Mount Jeep JL Bracket	Mounts with Existing Jeep Hood Hinge Nuts Included Longer Bolts and Pads Reinforced Welded Steel Waterproof Black Powder Coat Finish		\$98.98 Set of Two

MODEL NUMBER	PRODUCT IMAGE	USAGE	PRODUCT NAME	SPECIFICATIONS	FITS	PRICING MSRP
QBJ1034	 NEW		2020+ Jeep Gladiator JT CB Mounting Bracket	Mounts to Existing Jeep Threads Thick Stainless Steel Chrome Plating Finish Includes: 50-239 to 3/8-24 CB Adaptor (x2) and All Mounting Hardware	Jeep Gladiator JT 2020+	\$65.98 Set of Two
QBJ388			50" Straight LED Light Bar TJA-Pillar Jeep Bracket	Upper Windshield Mount Mounts with Existing Jeep Bolts Reinforced Welded Steel Waterproof Black Powder Coat Finish	Jeep Wrangler TJ 1997-2006	\$109.98 Set of Two
QBJ402	 UPDATED		52" Straight LED Light Bar JK A-Pillar Jeep Bracket	Upper Windshield Mount Mounts with Existing Jeep Bolts Reinforced Welded Steel Waterproof Black Powder Coat Finish	Jeep Wrangler JK 2007-2017	\$109.98 Set of Two
QBH799	 UPDATED		52" Straight LED Light Bar JK A-Pillar Jeep Bracket with pod mount	Upper Windshield Mount Mounts with Existing Jeep Bolts Reinforced Welded Steel Waterproof Black Powder Coat Finish	Jeep Wrangler JK 2007-2017	\$117.68 Set of Two
QBJ405			Dual 52" Straight LED Light Bars JK A-Pillar Jeep Bracket	Upper Windshield Mount Mounts Two Light Bars Mounts with Existing Jeep Bolts Reinforced Welded Steel Waterproof Black Powder Coat Finish	Jeep Wrangler JK 2007-2017	\$120.98 Set of Two
QBU788	 NEW		50" Straight LED Light Bar YJ A-Pillar Jeep Bracket	Upper Windshield Mount Mounts with Existing Jeep Bolts Reinforced Welded Steel Waterproof Black Powder Coat Finish	Jeep Wrangler YJ 1986-1995	\$109.98 Set of Two

MODEL NUMBER	PRODUCT IMAGE	USAGE	PRODUCT NAME	SPECIFICATIONS	FITS	PRICING MSRP
QBU789			Double Light A-Pillar Jeep Bracket	Lower Windshield Mount Fits most Quake Work Lights Mounts with Existing Jeep Bolts Reinforced Welded Steel Waterproof Black Powder Coat Finish	Jeep Wrangler JK 2007-2017	\$43.98 Set of Two
QBJ946			Single Light TJ/JK A-Pillar Jeep Bracket	Lower Windshield Mount Fits Most Quake Work Lights/Pods/Cubes Includes Longer Hardware Includes Durable Rubber Pad Thick Stainless Steel material Waterproof Black Powder Coat Finish	Jeep Wrangler TJ 1997-2006, JK 2007-2017	\$59.98 Set of Two
QBJ351			Single Light A-Pillar Jeep Bracket	Lower Windshield Mount Fits Most Quake Work Lights Mounts with Existing Jeep Bolts Reinforced Welded Steel Waterproof Black Powder Coat Finish	Jeep Wrangler JK 2007-2017	\$38.48 Set of Two
QBJ424			Single Light A-Pillar Jeep Bracket	Lower Windshield Mount Fits Most Quake Work Lights Mounts with Existing Jeep Bolts Reinforced Pressed Steel Waterproof Black Powder Coat Finish	Jeep Wrangler JK 2007-2017	\$38.48 Set of Two
QBJ947			Single Light A-Pillar Jeep Bracket	Lower Windshield Mount Fits Most Quake Work Lights/Pods Includes Hardware Reinforced Welded Steel Waterproof Black Powder Coat Finish	Jeep Cherokee XJ 1984-2011	\$39.60 Set of Two



VISIT **QUAKELED.COM** TO LEARN MORE ABOUT OUR LED LIGHT FAMILY

MODEL NUMBER	PRODUCT IMAGE	USAGE	PRODUCT NAME	SPECIFICATIONS	FITS	PRICING MSRP
QBJ408			Jeep Hood Bracket 10" LED Light Bar	For JEEP Wrangler JK 2007-2017 Mounts with Existing Jeep Bolts Reinforced Welded Steel Waterproof Black Powder Coat Finish	QUMS541	\$39.58 Set of Two
QBJ411			Jeep Hood Bracket 22" LED Light Bar		QUMS539, QUU526, QUU576	\$35.18 Set of Two
QBJ791			Jeep Whip Light Mounting Bracket	Spare Wheel Whip Light Mounting Bracket Reinforced Welded Steel Waterproof Black Powder Coat Finish	For JEEP Wrangler JK 2007-2017	\$27.48 Single Unit
QBJ790			Jeep Grill Light Bar Bracket	Grill 20" Light Bar Mounting Brackets Reinforced Welded Steel Waterproof Black Powder Coat Finish	For JEEP Wrangler JK 2007-2017	\$54.98 Set of Two
QBJ412			Jeep Tail Light Bracket	Tail Light Auxillary Light Mounting Brackets	For JEEP Wrangler JK 2007-2013	\$49.48 Set of Two
QBA416			Jeep Hood Mount	Mount pods to your hood Reinforced Steel Waterproof Black Powder Coat Finish	For JEEP Wrangler JK 2007-2013	\$65.98



MODEL NUMBER	PRODUCT IMAGE	USAGE	PRODUCT NAME	SPECIFICATIONS	SIZE	PRICING MSRP
QBU1400	 NEW 360 Deg. Rotation		UTV 360 Degree Flag & LED Light Bar Clamp	Geared 360 Deg. Rotation = No Slip Fits Flags & many Quake LED Lights Single Flag Mounting Hole Tube Size: 1.75" & 2.0" High Strength Cast Aluminum Stainless Steel Hardware Waterproof Black Powder Coat	Fits: 1.75" & 2" Round Bars Perfect for: Polaris RZR 900/1000, XP, Pro, Turbo & Can Am Maverick X3 & others	\$39.98 Single
QBU385 QBU429 QBU389 QBU400 QBU403 QBU406 QBU410 QBU414			Universal Swivel Bar Clamp	High Strength Aluminum Clamp 360 Degree Rotating Light Mount Stainless Steel Bolts Multiple Mount Points Includes Foam Gasket Fits Round Tube in Sizes: 0.875", 1", 1.25", 1.5", 1.65", 1.75", 2" and 3"	Size: 0.875" Size: 1" Size: 1.25" Size: 1.5" Size: 1.675" Size: 1.75" Size: 2" Size: 3"	\$50.58 Set of Two
QBU920 QBU785 QBU786 QBU787 QBU931 QBU932 QBU933 QBU934 QBU935	 NEW		Universal A-Pillar Bar Clamp	Fits many Quake LED Lights Size of mount: 1", 1.25", 1.5" Location: A-Pillar Mount Type: Clamp Color/finish: Black Material: Aluminum	Size: 0.875" Size: 1" Size: 1.25" Size: 1.5" Size: 1.675" Size: 1.75" Size: 2" Size: 2.5" Size: 3"	\$43.98 Set of Two
QBU261			2" Bar Clamp	High Strength Cast Aluminum Stainless Steel Hardware Single Point Mounting Hole Waterproof Black Powder Coat	Size: 2" Round Bars (Two Rubber Gaskets to fit 1" and 1.5")	\$30.78 Set of Two
QBU260			1.25" Bar Clamp		Size: 1.25" Round Bars	\$23.08 Set of Two
QBH755			Motorcycle LED Headlight Adapter Mount	Universal Fit for Harley Davidson models with 7" headlight Stainless steel construction Built-in springs to relieve driving vibration	Fits 7" Sealed Beam Lens Headlights	\$43.98 Single

MODEL NUMBER	PRODUCT IMAGE	USAGE	PRODUCT NAME	SPECIFICATIONS	SIZE	PRICING MSRP
QBU262			2" Bar Clamp	High Strength Cast Aluminum Stainless Steel Hardware Sized to Fit 2" Bars Single Point Mounting Hole Waterproof Black Powder Coat		\$30.78 Set of Two
QBU258			Chrome Bar Clamps	Designed for Universal Fit on Harley Davidson Models Waterproof Chrome Finish Single Mounting Point Hole	Fits 1 1/8" Bars	\$30.78 Set of Two
QBU257					Fits 1 1/4" Bars	
QBU259					Fits 1 1/2" Bars	
QBU823			Universal Tow Hitch Dual LED Mounting Bracket	Mount reverse lights, rear fog lights Heavy Duty Die-cast Aluminum Stainless Steel Hardware Dual Mounting Holes Waterproof Black Powder Coat Mounts to vehicle hitch receiver	2.5" Tow Hitch	\$43.98

ATV/UTV LIGHT MOUNTS

QW978			Whip Light Mount	Mounts Quickly To Your Vehicle Use with Whip Lights or Flags Heavy Duty 316 Stainless Steel Durable Brushed Chrome Finish Ribbed EPDM Rubber Anchor Tool Free Design - Insert & Tighten	Large Fits Polaris Ranger (or 1 3/8" Holes)	\$27.48
QW979					Small Fits Polaris RZR (or 1" Holes)	
QBA420			14" Straight LED Light Bar ATV Light Mount	Universal Design to Fit Many Vehicles Mount to Handlebar or Hood Mounts Reinforced Steel Fits Single or Double Row Lightbars Waterproof Black Powder Coat Finish		\$57.18



MODEL NUMBER	PRODUCT IMAGE	USAGE	PRODUCT NAME	SPECIFICATIONS	PRICING MSRP
QBG423			50" Curved LED Light Bar Chevy and GM Brow Brackets	FITS: 2007-2013 Chevrolet Silverado 1500 Pickup, GMC Sierra 1500 Pickup, Chevrolet Tahoe, Chevrolet Suburban, Chevrolet Avalanche, GMC Yukon, GMC Yukon XL FITS: 2007-2014 Chevrolet Silverado 2500HD/3500HD Pickup, GMC Sierra 2500HD/3500HD Pickup. Does NOT fit 2007 "Classic" models Mounting Hardware Included, Black Powder Coat Finish	\$167.18/pair
QBG426			50" Straight LED Light Bar Chevy and GM Brow Brackets	FITS: 2007-2013 4WD/2WD Chevrolet Silverado 1500 Pickup, Chevrolet Tahoe, Chevrolet Suburban, Chevrolet Avalanche, GMC Sierra 1500 Pickup, GMC Yukon, GMC Yukon XL FITS: 2007-2014 4WD/2WD Chevrolet Silverado 2500/3500HD Pickup, GMC Sierra 2500/3500HD Pickup	\$79.18/pair
QBG417			54" Straight LED Light Bar Chevy and GM Brow Brackets	Designed to Fit 1999-2006 Silverado, 1999-2006 GMC Sierra	\$332.18/pair
QBG948			54" Curved LED Light Bar GM Brow Brackets	Designed to Fit 1999-2006 Silverado, 1999-2006 GMC Sierra	\$147.38/pair
QBN421			50" Curved LED Light Bar Nissan Brow Bracket	Designed to Fit 2004-15 Titan 2005-15 Armada Mounting Hardware Included Waterproof Black Powder Coat Finish	\$167.18/pair
QBT428			50" Curved LED Light Bar Toyota Brow Bracket	Designed to Fit 2007-14 Tundra Mounting Hardware Included Waterproof Black Powder Coat Finish	\$202.38/pair

MODEL NUMBER	PRODUCT IMAGE	USAGE	PRODUCT NAME	SPECIFICATIONS	PRICING MSRP
QBD386			50" Straight LED Light Bar Dodge Brow Bracket	Designed to Fit 2002-08 Ram 1500, 2003-09 Ram 2500/3500 Mounting Hardware Included Waterproof Black Powder Coat Finish	\$147.38/pair
QBD949			54" Curved LED Light Bar Dodge Brow Bracket	Designed to Fit 2002-08 Ram 1500, 2003-09 Ram 2500/3500 Mounting Hardware Included Waterproof Black Powder Coat Finish	\$147.38/pair
QBD974			20" Straight LED Light Bar Dodge Hidden Bumper Bracket	Designed to Fit: 2003-09 Dodge Ram 2500/3500 - Only Single Row 2010-19 Dodge Ram 2500/3500 - Single Row or Double Row Lightbars Mounting Hardware Included Waterproof Black Powder Coat Finish	\$76.98/pair

QUAKE™ LED



FORD LIGHT MOUNTS

MODEL NUMBER	PRODUCT IMAGE	USAGE	PRODUCT NAME	SPECIFICATIONS	PRICING MSRP
QBF1334	 NEW		52" Straight LED Light Bar Windshield Mount	Fits: 2021+ Ford Bronco (Full Size - Not Sport) Single or Double Row Lightbars QBF1185 Includes Optional Side Perch Mounts to Factory Accessory Ready Threads CNC Precision Bent & Welded Stainless Steel Waterproof Black Powder Coat Finish	\$74.98/pair
QBF1185	 NEW Includes Optional Side Perch		42" Straight LED Light Bar Windshield Mount		\$71.98/pair

MODEL NUMBER	PRODUCT IMAGE	USAGE	PRODUCT NAME	SPECIFICATIONS	PRICING MSRP
QBF1279	 NEW		Ford Bronco Steel Bumper 3inch 3POD Mount	Fits: 2021+ Ford Bronco Factory Metal Bumper (Full Size - Not Sport) Easily mount triple 3" Pods in factory bumper Mounts to Factory Accessory Ready Threads CNC Precision Bent & Welded Stainless Steel Waterproof Black Powder Coat Finish	\$89.99/pair
QBF1186	 NEW		42" Straight LED Light Bar Roof Rack Mount	Fits: 2021+ Ford Bronco Stock Roof Rack (Full Size - Not Sport) Single or Double Row Lightbars Includes Optional Side Perch Mounts to Factory Accessory Ready Threads CNC Precision Bent & Welded Stainless Steel Waterproof Black Powder Coat Finish	\$71.98/pair
QBF1189	 NEW		Bronco Dual Pod/Work Light Mirror Mount	FITS: 2021+ Ford Bronco (Full Size - Not Sport) Mount Two 3" Pods or One Larger Pod Each Side CNC Precision Bent & Welded Stainless Steel Waterproof Black Powder Coat Finish Mounting Hardware Included	\$65.98/pair
QBF418			50" Curved LED Light Bar Ford Brow Bracket	FITS: 1999-2016 F-250/F-350/F-450 Superduty, 2000-05 Excursion CNC Precision Bent & Welded Stainless Steel Waterproof Black Powder Coat Finish Mounting Hardware Included	\$125.38/pair
QBF413			53" Straight LED Light Bar F-150 Brow Bracket	FITS: 2004-2014 F-150 4X4/2X4 CNC Precision Bent & Welded Stainless Steel Waterproof Black Powder Coat Finish Mounting Hardware Included	\$151.78/pair
QBF422			50" Curved LED Light Bar F-150 Brow Bracket	FITS: 2004-2014 F-150 CNC Precision Bent & Welded Stainless Steel Waterproof Black Powder Coat Finish Mounting Hardware Included	\$244.18/pair
QBF425			50" Curved LED Light Bar Ford Roof Bracket	FITS: 2004-2014 F-150 4X4/2X4 CNC Precision Bent & Welded Stainless Steel Waterproof Black Powder Coat Finish Mounting Hardware Included	\$230.98/pair

MODEL NUMBER	PRODUCT NAME	SIZE	PRODUCT IMAGE	SPECIFICATIONS	PRICING MSRP
QPL1273	Urban Flashlight	7.0 x 1.75 Inch	 NEW	Adjustable Flood to Spot Beam 2 Brightness & 1 Strobe Settings, Aux White and Red Flood Beams Rechargeable 5000MAH Lithium Battery Rugged Construction Toughened Glass Lens Includes: Adjustable Wrist Leash, Charging Wire	\$59.98
QPL757	16 Watt Portable Work Light	8.0 x 4.5 x 4.0 Inch	 UPDATED	Lightweight All-In-One design 2835 SMD LED 4-6 Hour Run Time - 2200MAH Lithium Battery 800 Max Lumens with Flood Beam 2 Modes: High & Low Power 2 Modes: Fast & Slow Flash Powerful Base Magnets AC/DC & 12V DC Car Charger	\$65.98

LED LIGHTBAR COVERS

QLC563	Single Row LED Light Bar Cover Kits	22"		According to US highway regulations Code 24411, any vehicle equipped with auxiliary lights while operating on any highway must be covered and turned off. These covers will make your lights street legal! Covers include everything needed for installation, including Velcro straps. Cover size refer to the measurement from endcap to endcap.	\$20.88
QLC570		32"			\$27.48
QLC571		42"			\$34.08
QLC572		52"			\$41.78
QLC573	Double Row LED Light Bar Cover Kits	22"		Material: Durable Black Plastic Straps: Marine Quality Velcro with plastic loop	\$21.98
QLC533		32"			\$28.58
QLC534		42"			\$35.18
QLC535		52"			\$42.88

MODEL NUMBER	SIZES	PRODUCT IMAGE	MODEL NUMBER	SIZES	PRODUCT IMAGE	MODEL NUMBER	SIZES	PRODUCT IMAGE
QAPR-1294 QAPR-1295 QAPR-1296 QAPR-1297 QAPR-1298 QAPR-1299	S M L XL XXL XXXL	"COLLAB BUILDERS" T-SHIRT 	QAPR-1358 QAPR-1359 QAPR-1360 QAPR-1361 QAPR-1362 QAPR-1363	S M L XL XXL XXXL	"OUTLINE" T-SHIRT 	QAPR-1352 QAPR-1353 QAPR-1354 QAPR-1355 QAPR-1356 QAPR-1357	S M L XL XXL XXXL	"ICON STRIPE" T-SHIRT 
QAPR-1346 QAPR-1347 QAPR-1348 QAPR-1349 QAPR-1350 QAPR-1351	S M L XL XXL XXXL	"COLLAB TENT" T-SHIRT 	QAPR-1364 QAPR-1365 QAPR-1366 QAPR-1367 QAPR-1368 QAPR-1369	S M L XL XXL XXXL	"SLOGAN" T-SHIRT 	QAPR-1394 QAPR-1395 QAPR-1396 QAPR-1397 QAPR-1398	S M L XL XXL	"WHICH RIDE" T-SHIRT 
QAPR-1381 QAPR-1382 QAPR-1383 QAPR-1384 QAPR-1385 QAPR-1386	S M L XL XXL XXXL	"COLLAB KNUCKLES" T-SHIRT 	QAPR-1388 QAPR-1389 QAPR-1390 QAPR-1391 QAPR-1392 QAPR-1393	S M L XL XXL XXXL	"ONLY 3 DAYS" T-SHIRT 	QAPR-1375 QAPR-1376 QAPR-1377 QAPR-1378 QAPR-1379	S M L XL XXL	"SEISMIC" TRACK JACKET 
QAPR-1370 QAPR-1371 QAPR-1372 QAPR-1373 QAPR-1374	S M L XL XXL	"BLACKOUT" PULLOVER HOODY 	QAPR-503 QAPR-504 QAPR-505 QAPR-506 QAPR-507	S M L XL XXL	"SEISMIC" PULLOVER HOODY 	"SEISMIC" BACK PACK  QAPR-1380		"SEISMIC" FLEXFIT HAT  QAPR-500 (S) QAPR-501 (M) QAPR-502 (L)
QAPR-514 QAPR-515 QAPR-516 QAPR-517 QAPR-518	S M L XL XXL	"CORP" MENS POLO 	QAPR-519 QAPR-520 QAPR-521 QAPR-522	S M L XL	"CORP" WOMENS POLO 	MERCH PRICING MSRP: T-SHIRTS \$24.99 PULLOVER HOODY \$39.99 POLO \$24.99 POLY-TRACK JACKET \$49.99 FLEXFIT HAT \$19.99 BACK PACK \$49.99		